

SOUTH KOREA FINDINGS 2018



GLOBAL

PARENTS' SURVEY



METHODOLOGY

On behalf of the Varkey Foundation, Ipsos MORI interviewed **27,380** parents across **29 countries** using an **online survey** via the Ipsos Online Panel system* between the 8th December 2017 and 15th January 2018. These countries were:

Argentina	Japan	United Kingdom
India	Spain	Finland
Singapore	China	Peru
Australia	Kenya**	United States
Indonesia	Turkey	France
South Africa	Colombia	Poland
Brazil	Malaysia	Vietnam
Italy	Uganda**	Germany
South Korea	Estonia**	Russia
Canada	Mexico	


- 1,000 parents took part in **South Korea**. Results contain 1,000 interviews from all other countries except Estonia (500), Kenya (501) and Uganda (371).
- Data has been weighted by age, gender and region of child and corrected for gender of parent.
- As such, the survey is representative of parents of children aged 4-18 in education, based on these characteristics, with equal views from mothers and fathers.
- All countries contribute equally to the total global average. Data has not been adjusted for the relative size of population.
- The survey was conducted online. For countries where internet penetration is low (such as India, Uganda, Kenya, Peru and Indonesia), it is important to note that the data is representative of the urban online population, which tends to be better educated and financially better off.



Less than half (43%) of South Korean parents think the quality of teaching at their child's school is fairly good or very good, significantly lower than in any other country polled.

Global average 78%

Global rank 29th



More than half (52%) of parents say a happy environment for children is among the most important factors when choosing a school – higher than any other country surveyed.

Global average 30%


Global rank 1st



More than half (52%) say their child's school is not preparing them well the world of 2030 and beyond, the most of any country surveyed.

Global average 30%

Global rank 1st



More than a third (35%) of parents list discrimination and inequality as among their top three concerns about their child's future, the highest of any country surveyed.

Global average 18%

Global rank 1st

How would you rate the quality of teaching at your child's current school?

Less than half (43%) of South Korean parents think the quality of teaching at their child's school is fairly good or very good, significantly lower than in any other country polled.

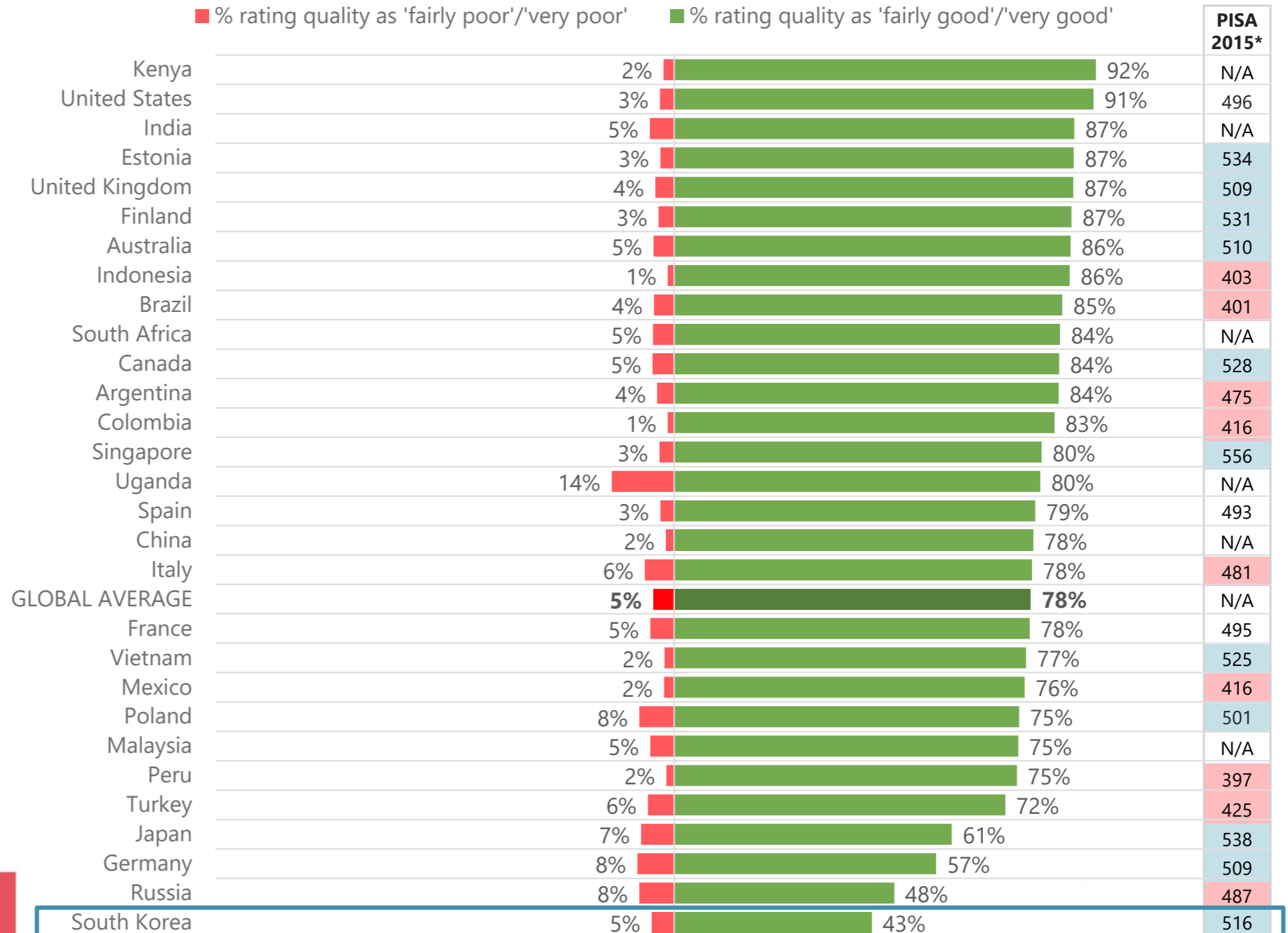
*Mean science score in PISA Science 2015

Countries/economies with a mean performance/share of top performers above the OECD average; countries/economies with a share of low achievers below the OECD average

Countries/economies with a mean performance/share of top performers/share of low achievers not significantly different from the OECD average

Countries/economies with a mean performance/share of top performers below the OECD average; countries/economies with a share of low achievers above the OECD average

GLOBAL PARENTS' SURVEY

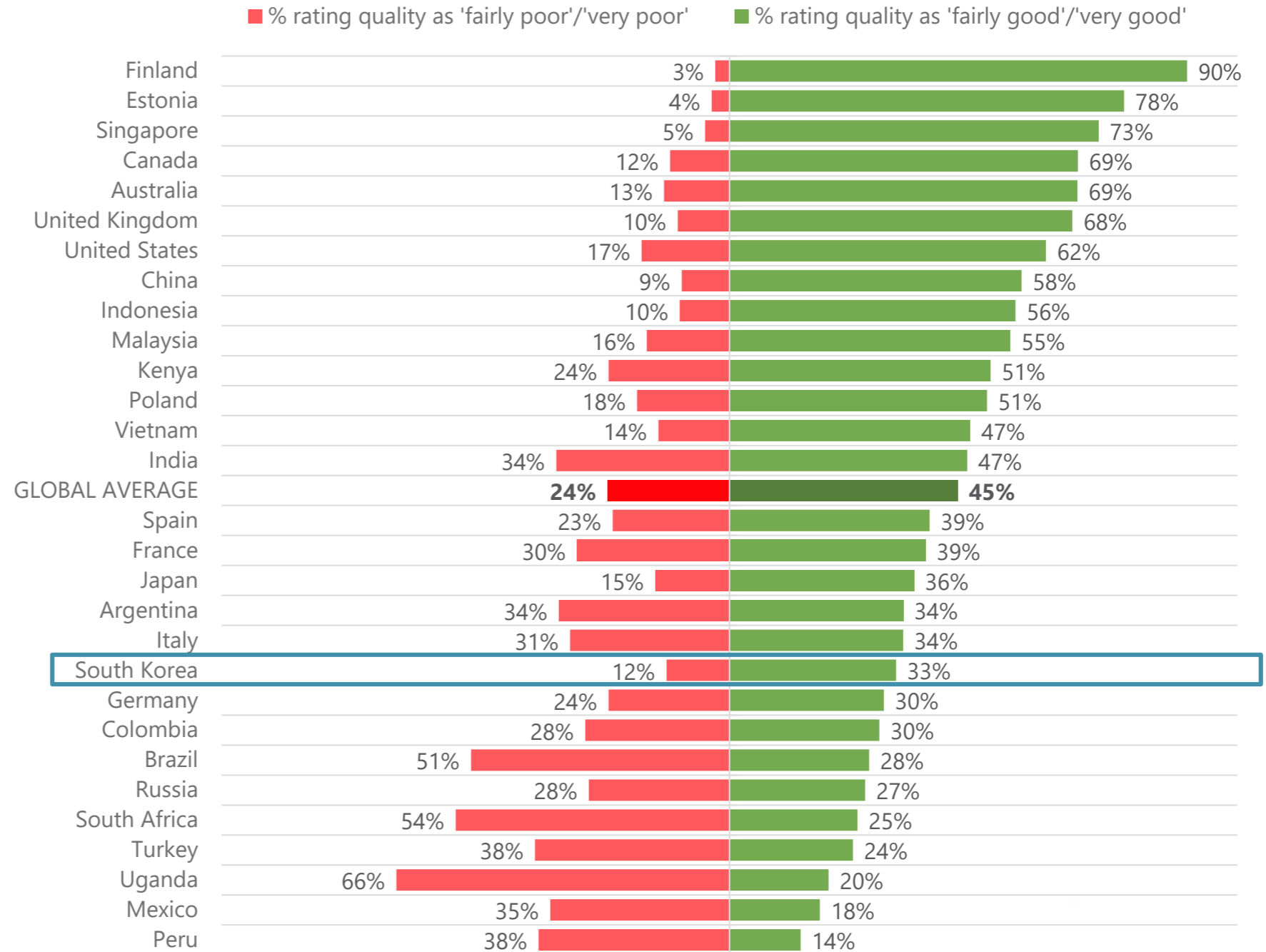


Base: All parents (27380). Research commissioned by the Varkey Foundation, conducted by Ipsos MORI between 8th December 2017 - 15th January 2018.

How would you rate the quality of free to attend government-funded schools in your country?

Even fewer parents (33%) rated the quality of free to attend schools in South Korea as good.

GLOBAL PARENTS' SURVEY

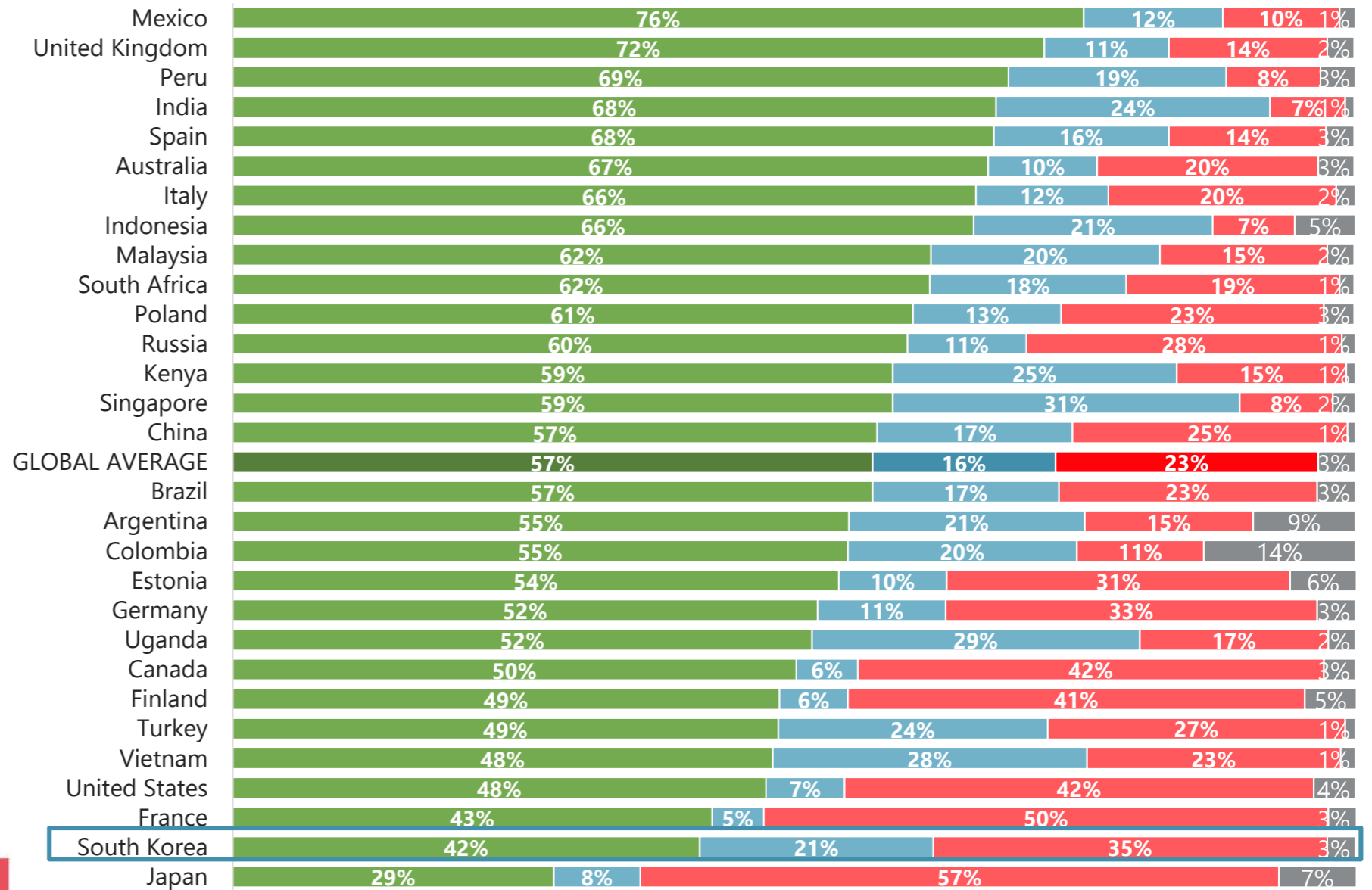


Which of the following statements best describes your experience of choosing your child's current school?

One reason for this may be because only **42%** of South Koreans reported they had a choice of schools and got their first choice for their child. This is lower than any other country surveyed apart from Japan (**29%**). However, this pessimism is at odds with the country's PISA ranking of 11th out of 70 countries.

GLOBAL PARENTS' SURVEY

■ % who got first choice out of multiple options
■ % who had only one option
■ % who did not get first choice out of multiple options
■ % don't know



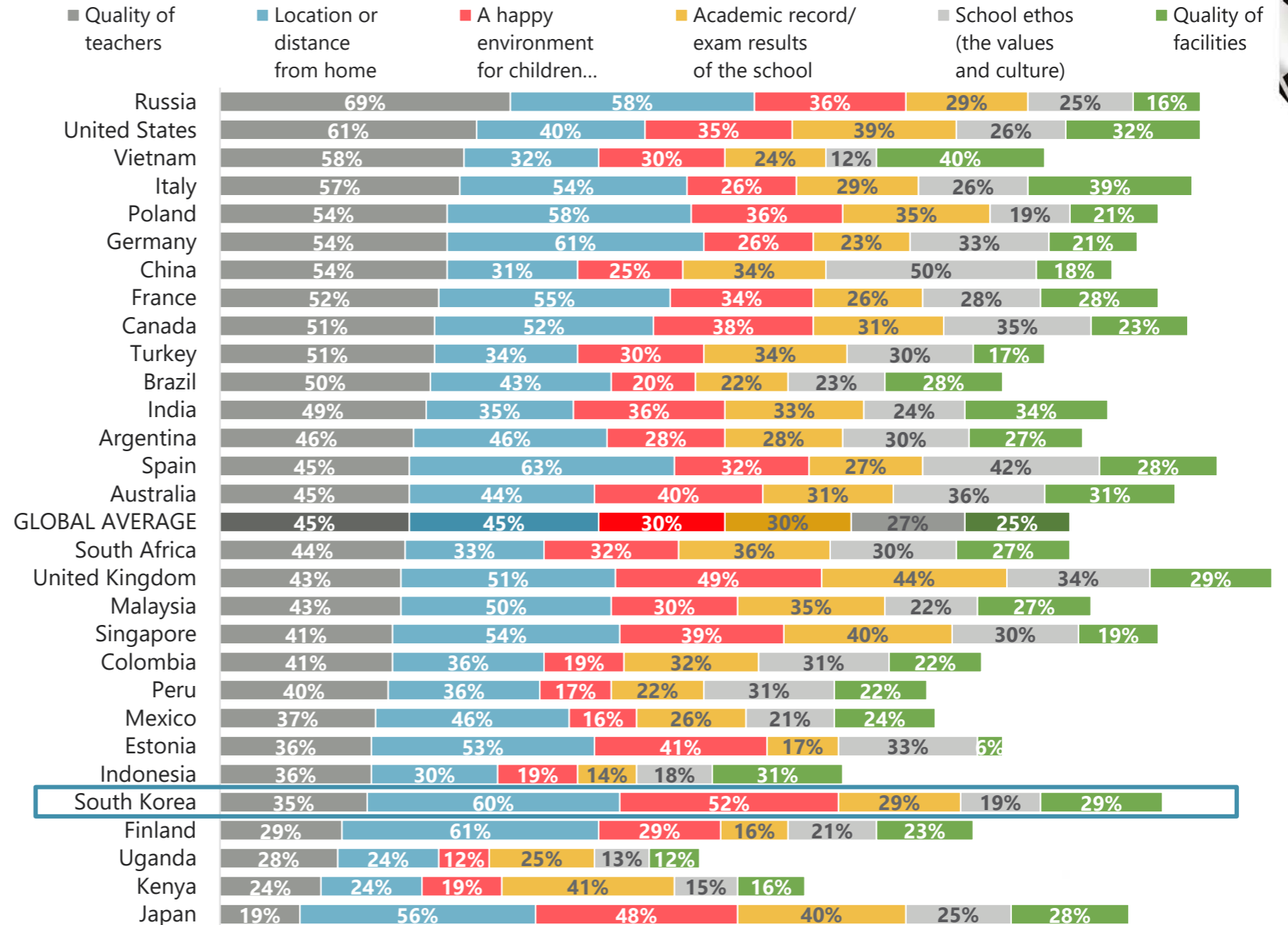
Base: All parents (27380). Research commissioned by the Varkey Foundation, conducted by Ipsos MORI between 8th December 2017 - 15th January 2018.

Which of the following, if any, were the most important factors when choosing your child's current school?

More than half (52%) of parents say a happy environment for children is among the most important factors when choosing a school – higher than any other country surveyed.

GLOBAL PARENTS' SURVEY

Top 6 categories most often chosen as 1st, 2nd or 3rd choice globally



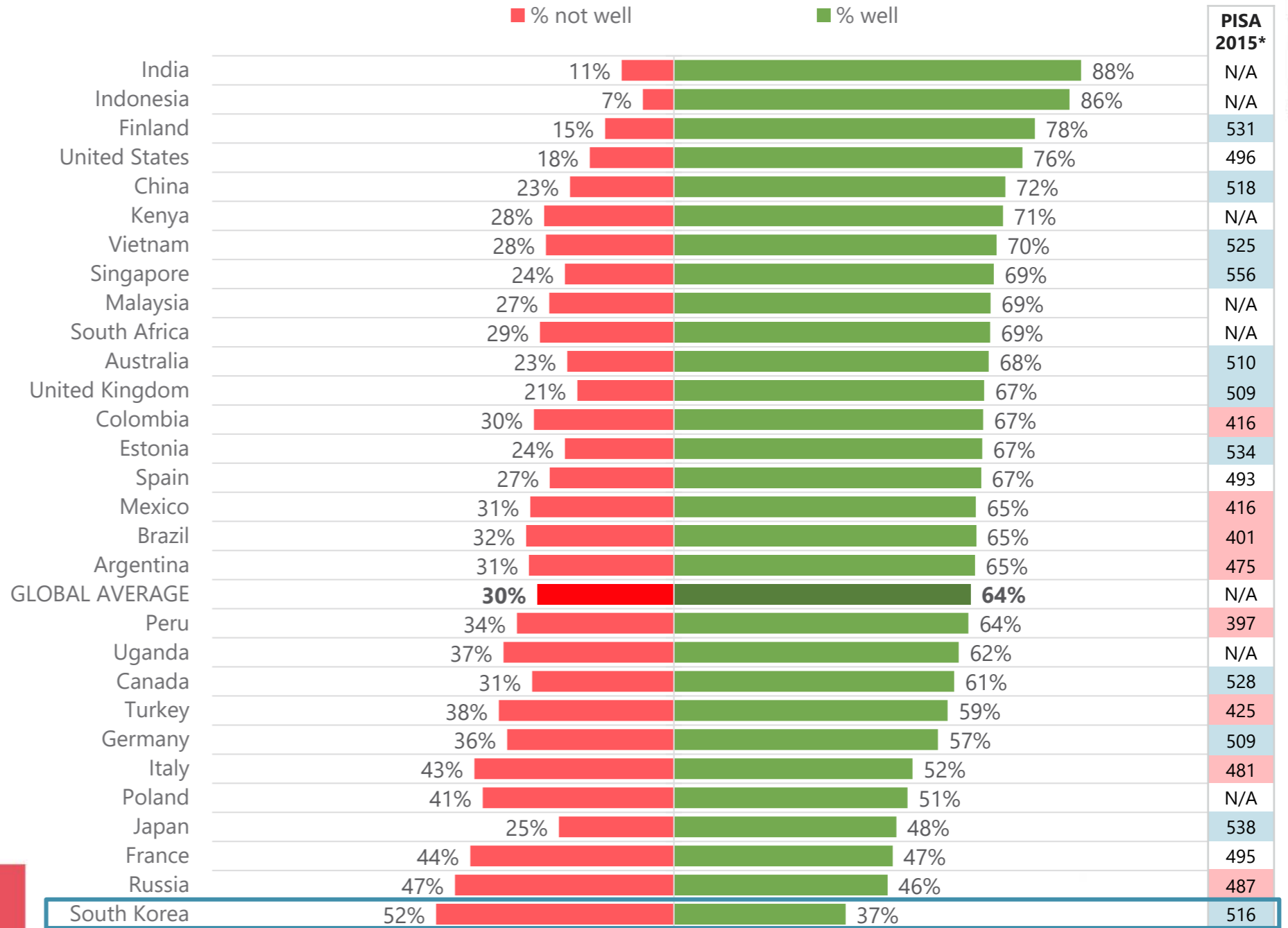
NB: 30% of parents from Uganda and from Indonesia gave an answer of 'don't know'

Base: All parents who had more than one school from which to choose (20072). Research commissioned by the Varkey Foundation, conducted by Ipsos MORI between 8th December 2017 - 15th January 2018.

How well, if at all, do you think your child's school is preparing them for the future world of 2030 and beyond?

More than half (52%) say their child's school is not preparing them well the world of 2030 and beyond, the most of any country surveyed.

GLOBAL PARENTS' SURVEY

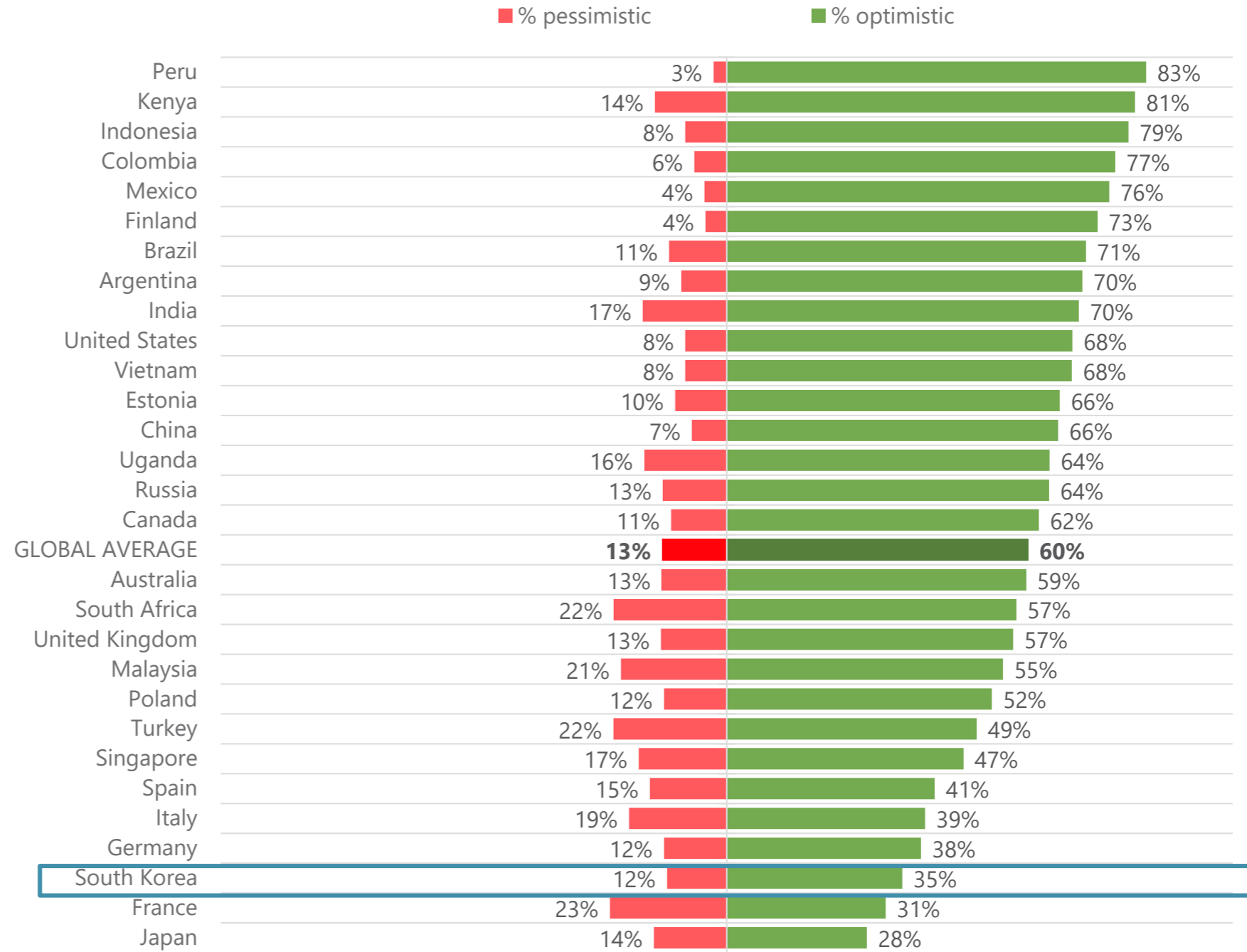


Base: All parents (27380). Research commissioned by the Varkey Foundation, conducted by Ipsos MORI between 8th December 2017 - 15th January 2018.

Taking everything into consideration, how optimistic or pessimistic are you about your child's future?

Only 35% are optimistic about their child's future in general, far below the global average of 60%.

GLOBAL PARENTS' SURVEY



Base: All parents (27380). Research commissioned by the Varkey Foundation, conducted by Ipsos MORI between 8th December 2017 - 15th January 2018.

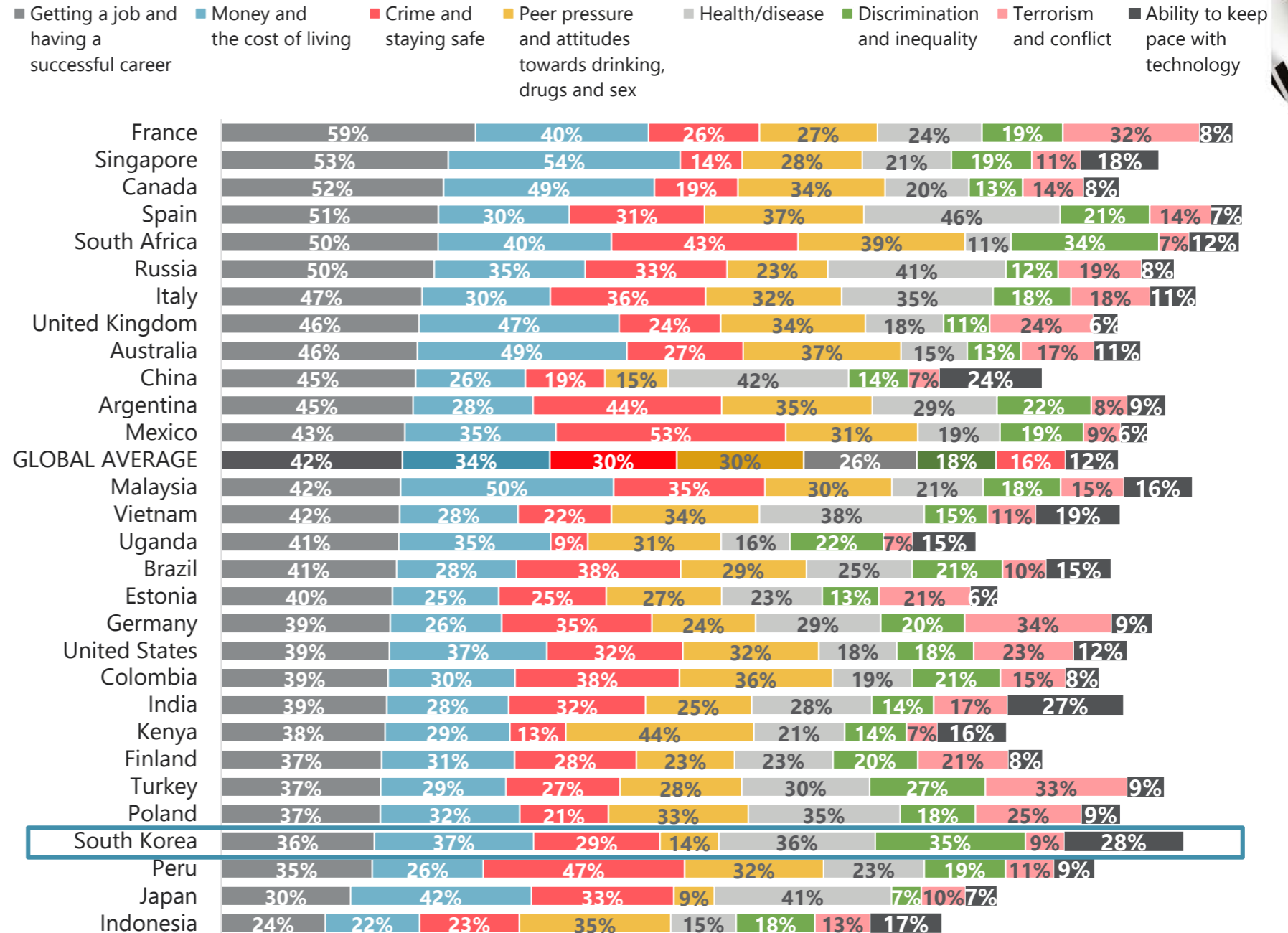
What, if any of the following, causes you the most anxiety about your child's future?

More than a third (35%) of parents list discrimination and inequality as among their top three concerns about their child's future, the highest of any country surveyed.

More than a quarter (28%) of South Korean parents list inability to keep pace with technology as among their top three anxieties about their child's future, higher than any other country surveyed.

GLOBAL PARENTS' SURVEY

Top 7 categories most often chosen as 1st, 2nd or 3rd choice globally including 10th most often chosen as 1st, 2nd or 3rd choice globally ('ability to keep pace with technology')



NB: 30% of parents from Indonesia gave an answer of 'don't know'

Base: All parents (27380). Research commissioned by the Varkey Foundation, conducted by Ipsos MORI between 8th December 2017 - 15th January 2018.

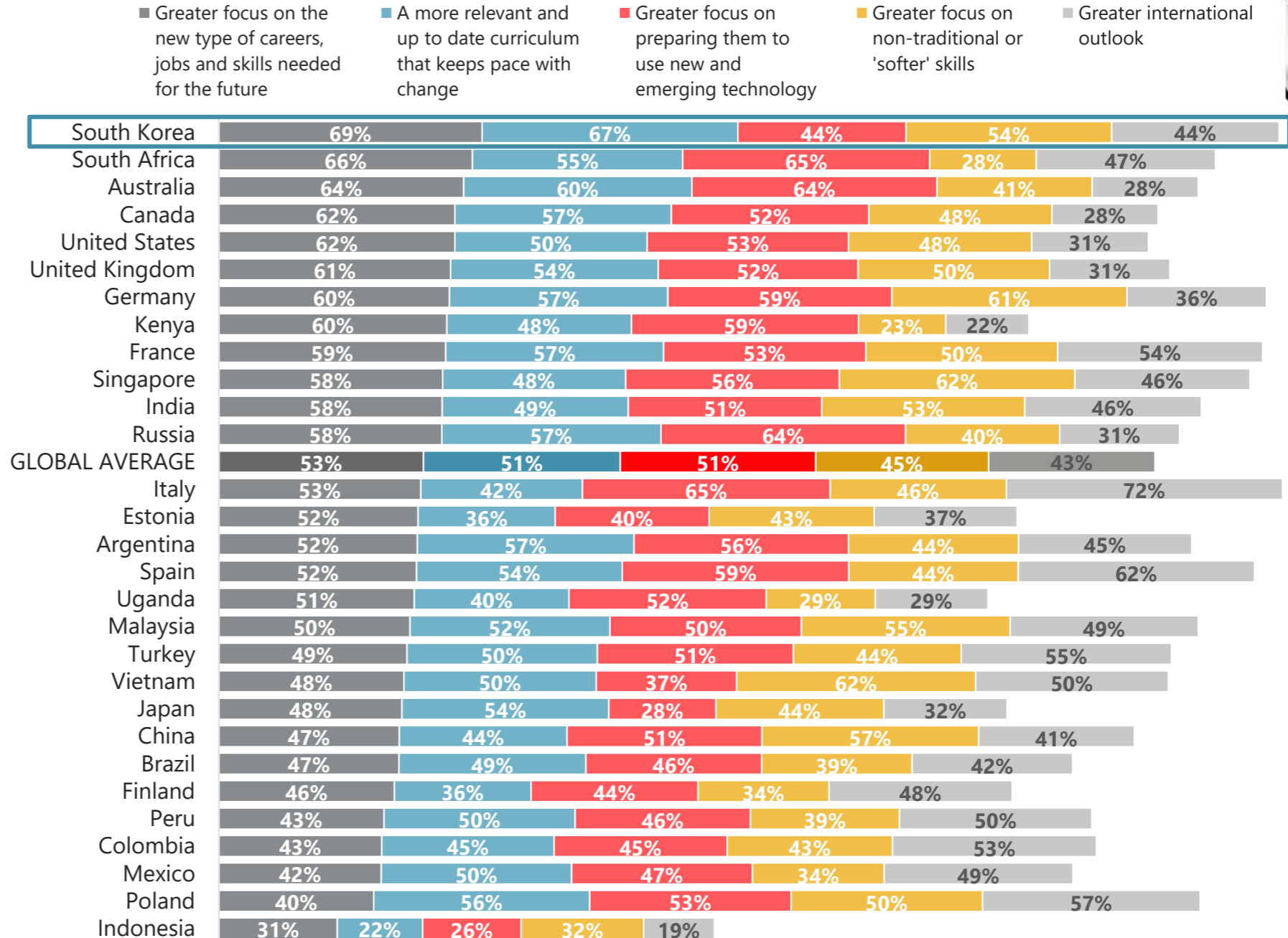
Which of the following, if any, are the most important areas where you think your child's school should be doing more to better prepare your child for the world of 2030 and beyond?

A total of 69% see a greater focus on the new types of careers, jobs and skills needed for the future as among the top three areas in which their school needs to improve to prepare their child for 2030 and beyond. Whereas 67% want to see a more up to date curriculum that keeps pace with change.

GLOBAL PARENTS' SURVEY



% selecting as 1st/2nd/3rd choice



NB: 54% of parents from Indonesia who felt underprepared selected 'don't know' Base: Parents who feel their child is underprepared for the world of 2030 and beyond (9758). Research commissioned by the Varkey Foundation, conducted by Ipsos MORI between 8th December 2017 - 15th January 2018.