

UGANDA FINDINGS 2018



GLOBAL

PARENTS' SURVEY

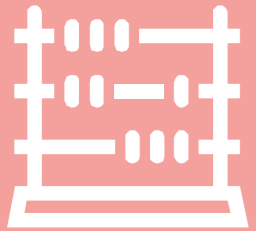


METHODOLOGY

On behalf of the Varkey Foundation, Ipsos MORI interviewed **27,380** parents across **29 countries** using an **online survey** via the Ipsos Online Panel system* between the 8th December 2017 and 15th January 2018. These countries were:

Argentina	Japan	United Kingdom
India	Spain	Finland
Singapore	China	Peru
Australia	Kenya**	United States
Indonesia	Turkey	France
South Africa	Colombia	Poland
Brazil	Malaysia	Vietnam
Italy	Uganda**	Germany
South Korea	Estonia**	Russia
Canada	Mexico	

- 371 parents took part in **Uganda**. Results contain 1,000 interviews from all other countries except Kenya (501) and Estonia (500).
- The survey was conducted online. For countries where internet penetration is low (such as India, **Uganda**, Kenya, Estonia and Indonesia), it is important to note that the data is representative of the urban online population, which tends to be better educated and financially better off.
- Data has been weighted by age, gender and region of child and corrected for gender of parent.
- As such, the survey is representative of parents of children aged 4-18 in education, based on these characteristics, with equal views from mothers and fathers.
- All countries contribute equally to the total global average. Data has not been adjusted for the relative size of population.




If there were additional funds for their child's school, **over half (56%)** of Ugandan parents would like to see them spent on better pay for teachers, considerably higher than any other country surveyed.

Global average	29%
Global rank	1 st



Ugandan parents are the least concerned of any country surveyed about their children's happiness at school with only **20%** citing this as among the three things that cause them the most anxiety about their child at school.

Global average	43%
Global rank	29 th



Twenty-nine percent of Ugandan parents report they did not get their first choice of school for their child, more than any other country surveyed apart from Singapore (**31%**).

Global average	16%
Global rank	2 nd



Cost is the most significant factor for Ugandan parents when picking their children’s schools, with **29%** citing it as among their top three concerns – higher than any other country surveyed.

Global average	19%
<hr/>	
Global rank	1 st



Almost two-thirds (66%) of Ugandan parents rate free to attend schools in their country as poor or very poor – more than in any other country surveyed.

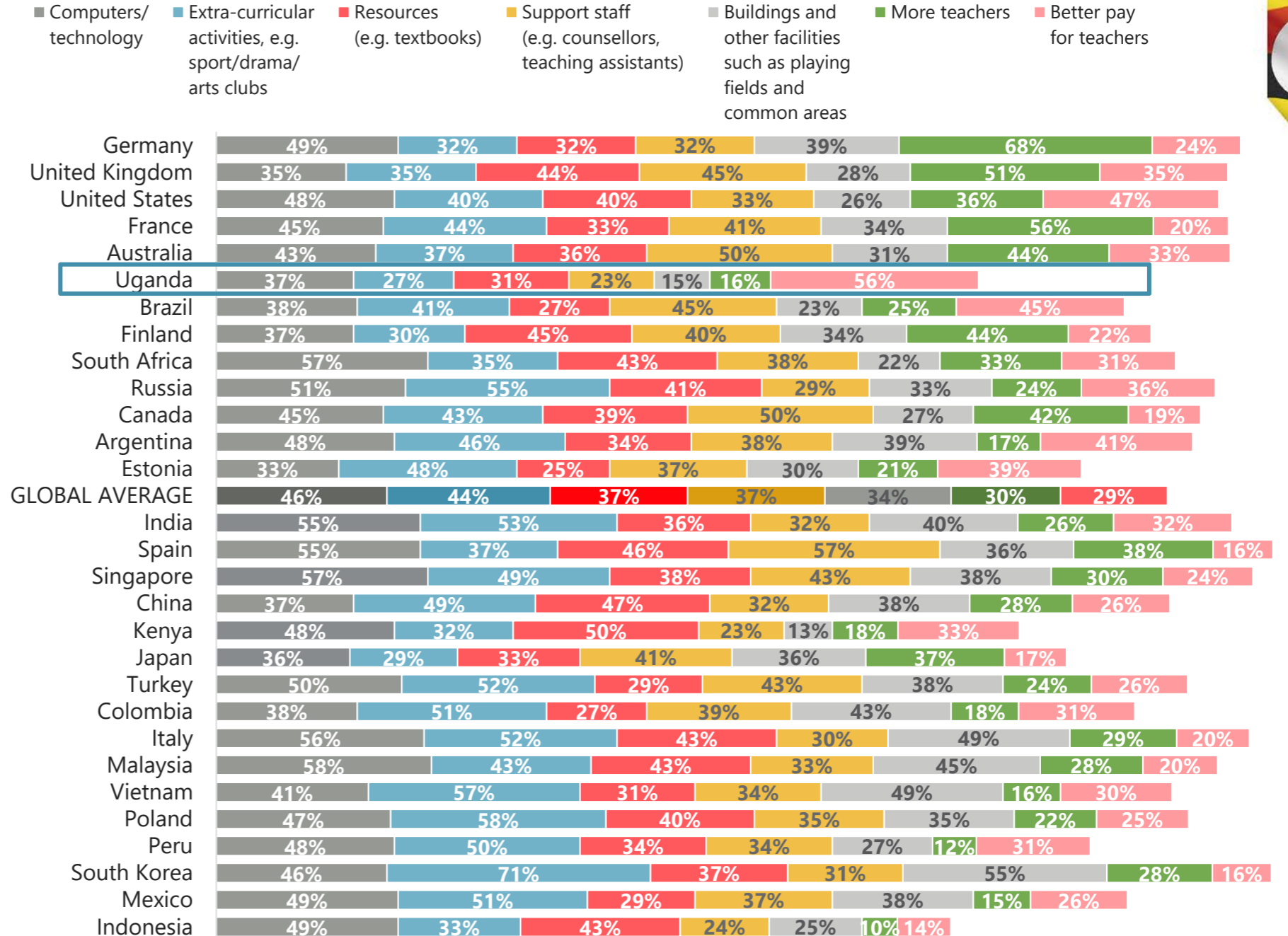
Global average	45%
<hr/>	
Global rank	1 st

If there were additional funds for your child's school, which of the following would you like to see it spent on?

If there were additional funds for their child's school, **over half (56%)** of Ugandan parents would like to see them spent on better pay for teachers, considerably higher than any other country surveyed.

GLOBAL PARENTS' SURVEY

Top 7 categories most often chosen as 1st, 2nd or 3rd choice globally



NB: 30% of parents from Indonesia gave an answer of 'don't know'

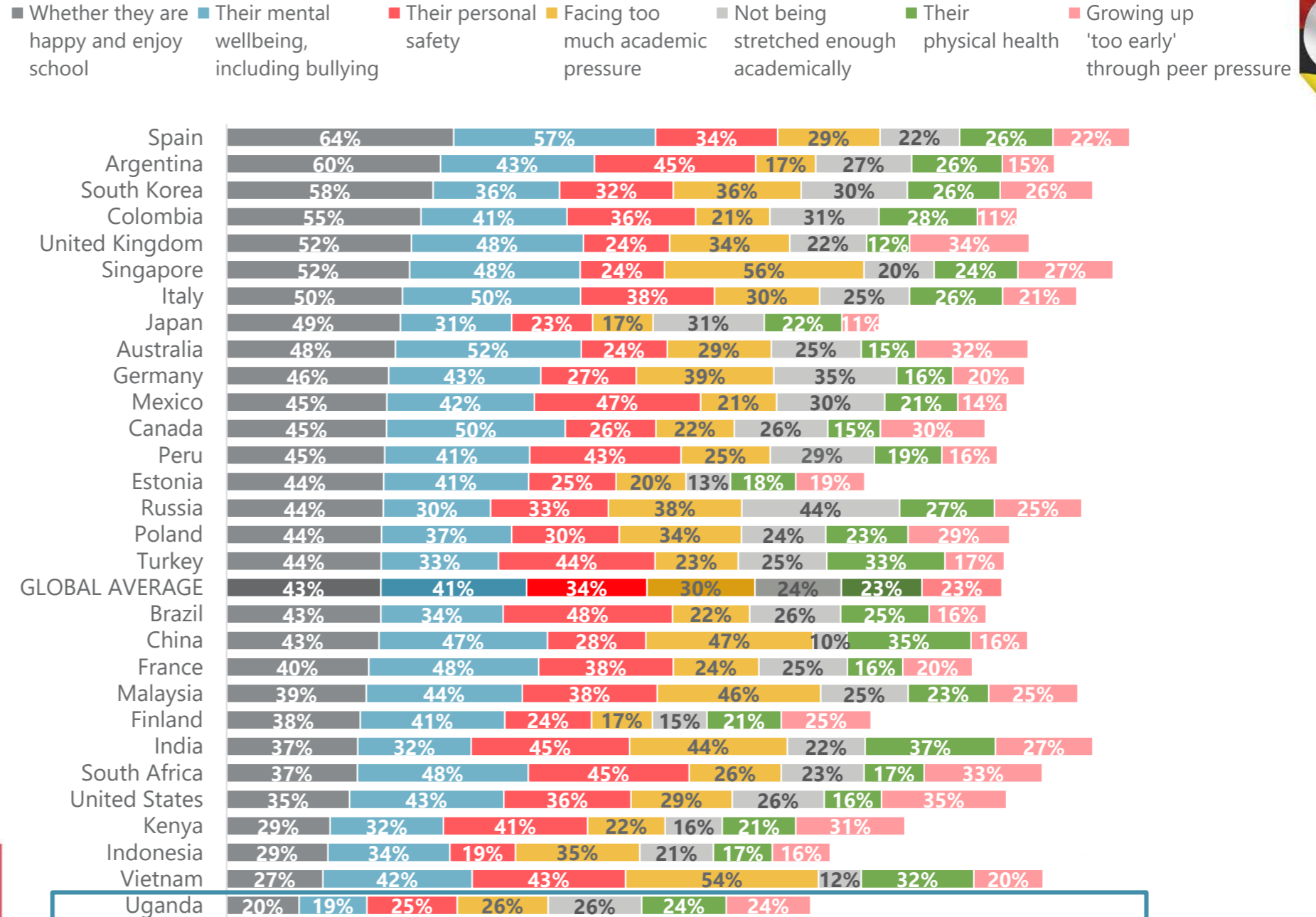
Base: All parents (27380). Research commissioned by the Varkey Foundation, conducted by Ipsos MORI between 8th December 2017 - 15th January 2018.

What, if any of the following, causes you the most anxiety about your child at school?

Ugandan parents are the least concerned of any country surveyed about their children's happiness at school with only 20% citing this as among the three things that cause them the most anxiety about their child at school.

GLOBAL PARENTS' SURVEY

Top 7 categories most often chosen as 1st, 2nd or 3rd choice globally



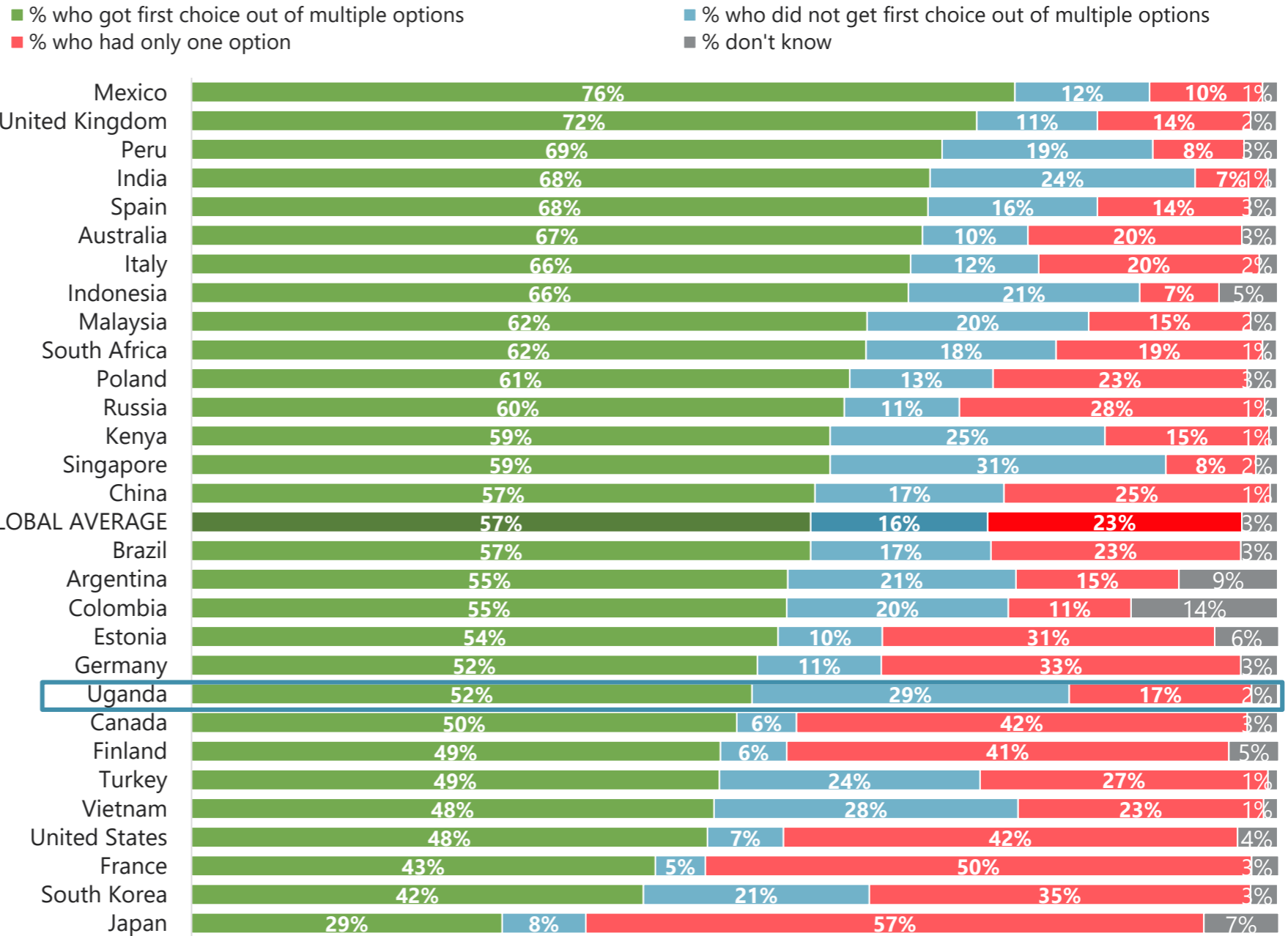
NB: 21% of parents from Indonesia and Finland gave an answer of 'none'

Base: All parents (27380). Research commissioned by the Varkey Foundation, conducted by Ipsos MORI between 8th December 2017 - 15th January 2018.

Which of the following statements best describes your experience of choosing your child's current school?

Twenty-nine percent of Ugandan parents report they did not get their first choice of school for their child, more than any other country surveyed apart from Singapore (31%).

GLOBAL PARENTS' SURVEY



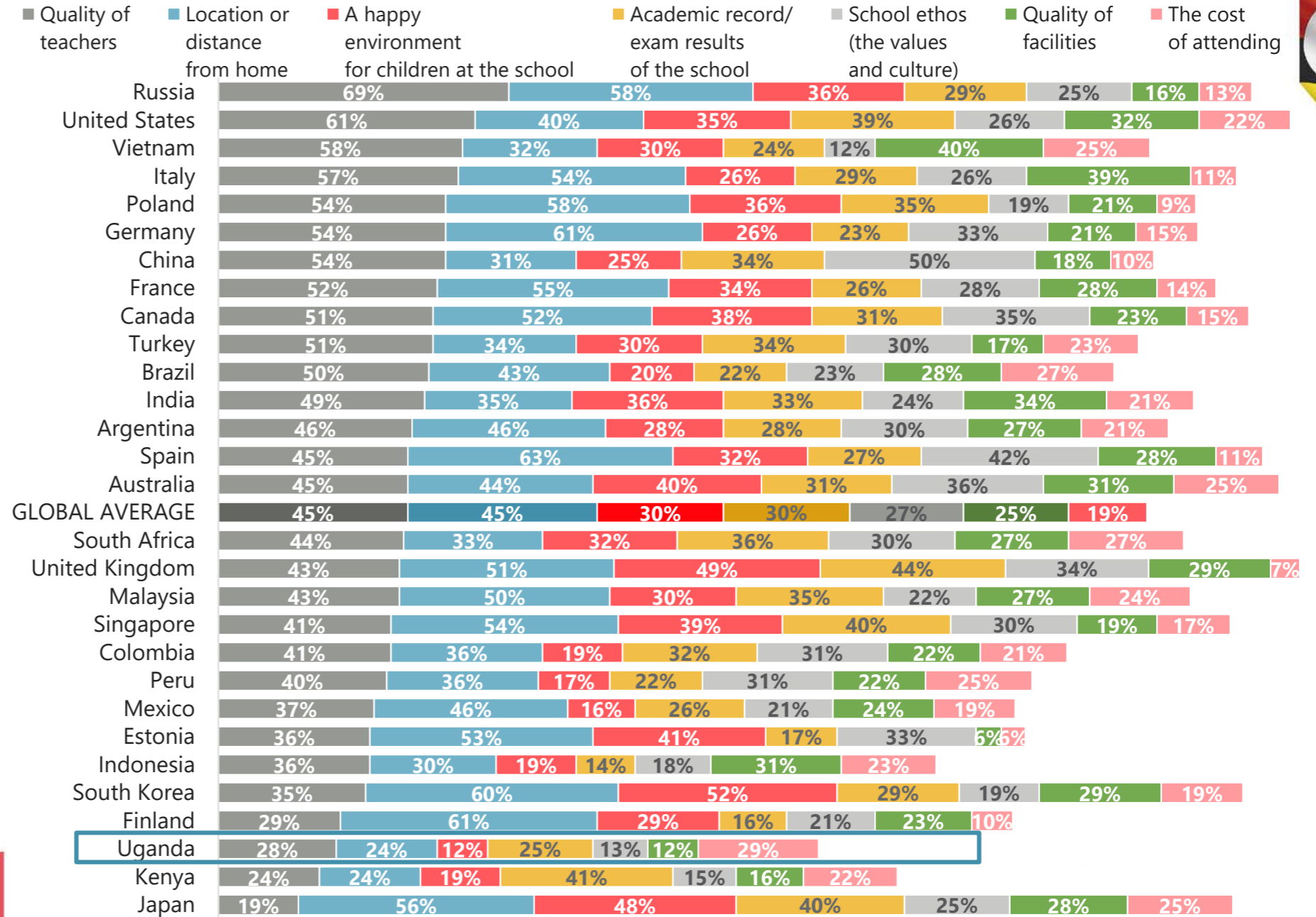
Base: All parents (27380). Research commissioned by the Varkey Foundation, conducted by Ipsos MORI between 8th December 2017 - 15th January 2018.

Which of the following, if any, were the most important factors when choosing your child's current school?

Cost is the most significant factor for Ugandan parents when picking their children's schools, with **29%** citing it as among their top three concerns – higher than any other country surveyed.

GLOBAL PARENTS' SURVEY

Top 7 categories most often chosen as 1st, 2nd or 3rd choice globally



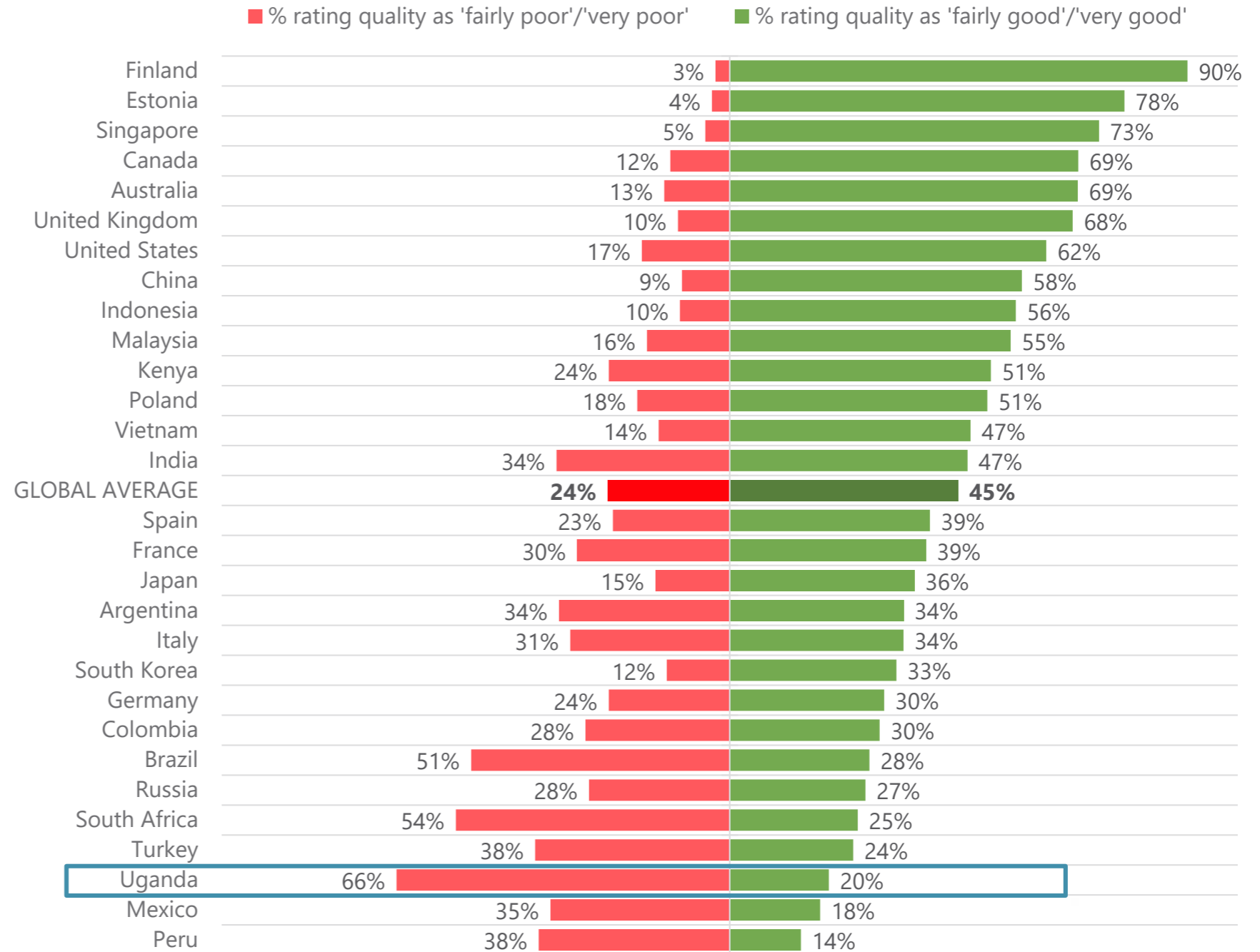
NB: 30% of parents from Uganda and from Indonesia gave an answer of 'don't know'

Base: All parents who had more than one school from which to choose (20072). Research commissioned by the Varkey Foundation, conducted by Ipsos MORI between 8th December 2017 - 15th January 2018.

How would you rate the quality of free to attend government-funded schools in your country?

Almost two-thirds (66%) of Ugandan parents rate free to attend schools in their country as poor or very poor – more than in any other country surveyed.

GLOBAL PARENTS' SURVEY



Base: All parents (27380). Research commissioned by the Varkey Foundation, conducted by Ipsos MORI between 8th December 2017 - 15th January 2018.



To what extent do you approve or disapprove of the following organisations running free to attend schools?

Private companies

Almost two-thirds (65%) of Ugandan parents are happy for private companies to run free to attend schools – higher than the global average of 46%, but lower than the other African countries surveyed. In Kenya it is 72% and in South Africa it is 67%.

GLOBAL PARENTS' SURVEY

