

# VIETNAM FINDINGS 2018



## GLOBAL PARENTS' SURVEY



# METHODOLOGY

On behalf of the Varkey Foundation, Ipsos MORI interviewed **27,380** parents across **29 countries** using an **online survey** via the Ipsos Online Panel system\* between the 8th December 2017 and 15th January 2018. These countries were:

Argentina	Japan	United Kingdom
India	Spain	Finland
Singapore	China	Peru
Australia	Kenya**	United States
Indonesia	Turkey	France
South Africa	Colombia	Poland
Brazil	Malaysia	Vietnam
Italy	Uganda**	Germany
South Korea	Estonia**	Russia
Canada	Mexico	

- 1,000 parents took part in the **Vietnam**. Results contain 1,000 interviews from all other countries except Estonia (500), Kenya (501) and Uganda (371).
- Data has been weighted by age, gender and region of child and corrected for gender of parent.
- As such, the survey is representative of parents of children aged 4-18 in education, against these characteristics, with equal views from mothers and fathers.
- All countries contribute equally to the total global average. Data has not been adjusted for the relative size of population.
- The survey was conducted online. For countries where internet penetration is low (such as India, Uganda, Kenya, Peru and Indonesia), it is important to note that the data is representative of the urban online population, which tends to be better educated and financially better off.



**Half (50%)** of Vietnamese parents spend seven or more hours a week helping their children with their education, more than any other country surveyed apart from India (**62%**).

Global average 25%

Global rank 2<sup>nd</sup>



Vietnamese parents are the most satisfied, joint with Mexico and Argentina, of all those surveyed with the amount of help they're giving their children, with **67%** saying the hours they're putting in are about right.

Global average 55%

Global rank 1<sup>st</sup>



**More than half (54%)** of Vietnamese parents say facing too much academic pressure is among their top three anxieties about their child at school, the second highest surveyed in the world after Singapore (**56%**) and the main concern of Vietnamese parents.

Global average 30%

Global rank 2<sup>nd</sup>

On average, how much time, if any, do you personally spend helping your child academically with their education per week (e.g. help reading to them or helping with homework)?

Half (50%) of Vietnamese parents spend seven or more hours a week helping their children with their education, more than any other country surveyed apart from India

(62%) Countries/economies with a mean performance/share of top performers above the OECD average; countries/economies with a share of low achievers below the OECD average

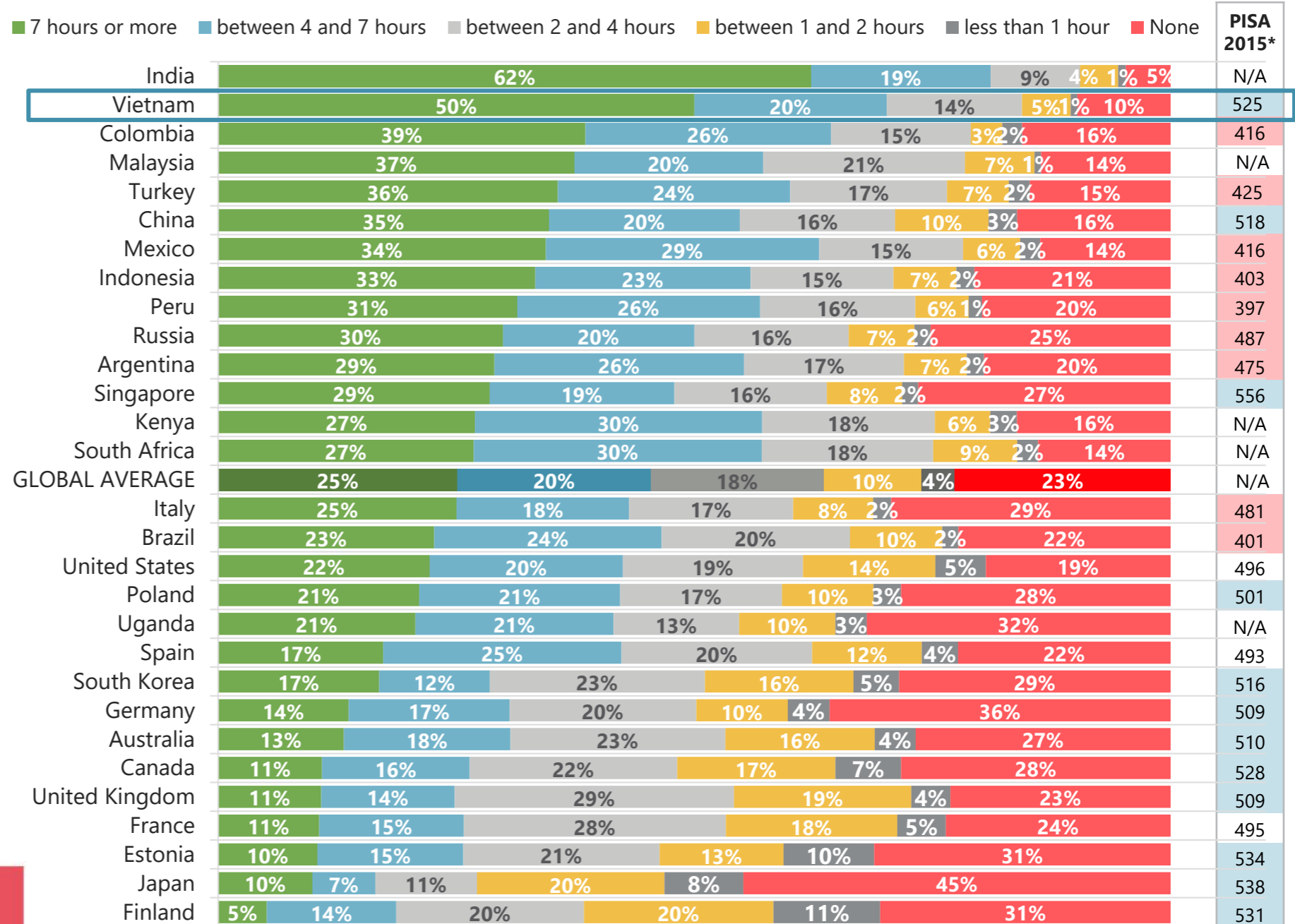
Countries/economies with a mean performance/share of top performers/share of low achievers not significantly different from the OECD average

Countries/economies with a mean performance/share of top performers below the OECD average; countries/economies with a share of low achievers above the OECD average

# GLOBAL

# PARENTS' SURVEY

### Time spent helping academically with homework per week

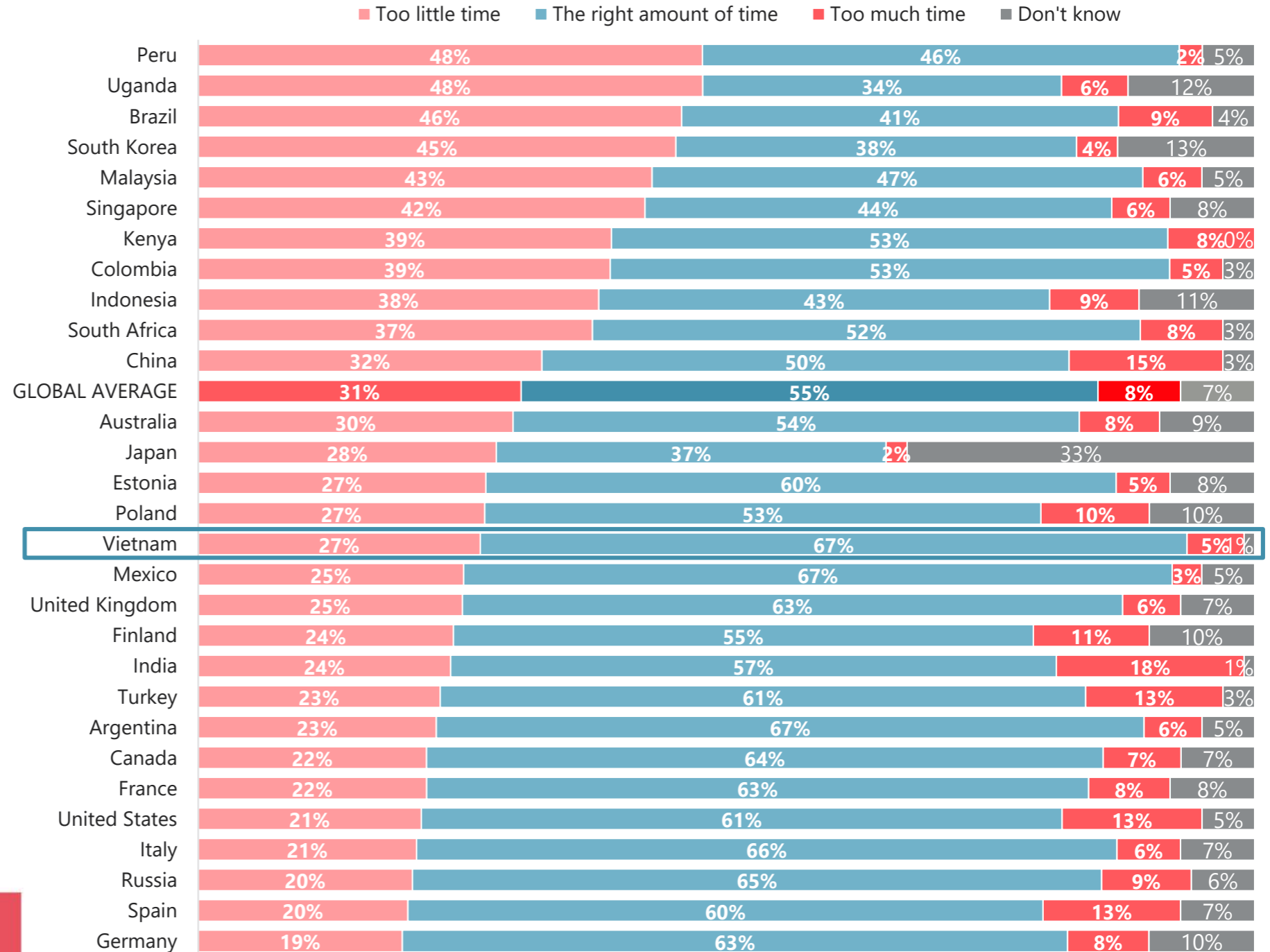


Base: All parents (27380). Research commissioned by the Varkey Foundation, conducted by Ipsos MORI between 8th December 2017 - 15th January 2018.

## Do you feel you spend too much, too little, or about the right amount of time helping your child academically with their education?

Vietnamese parents are the most satisfied, joint with Mexico and Argentina, of all those surveyed with the amount of help they're giving their children, with **67%** saying the hours they're putting in are about right.

### GLOBAL PARENTS' SURVEY



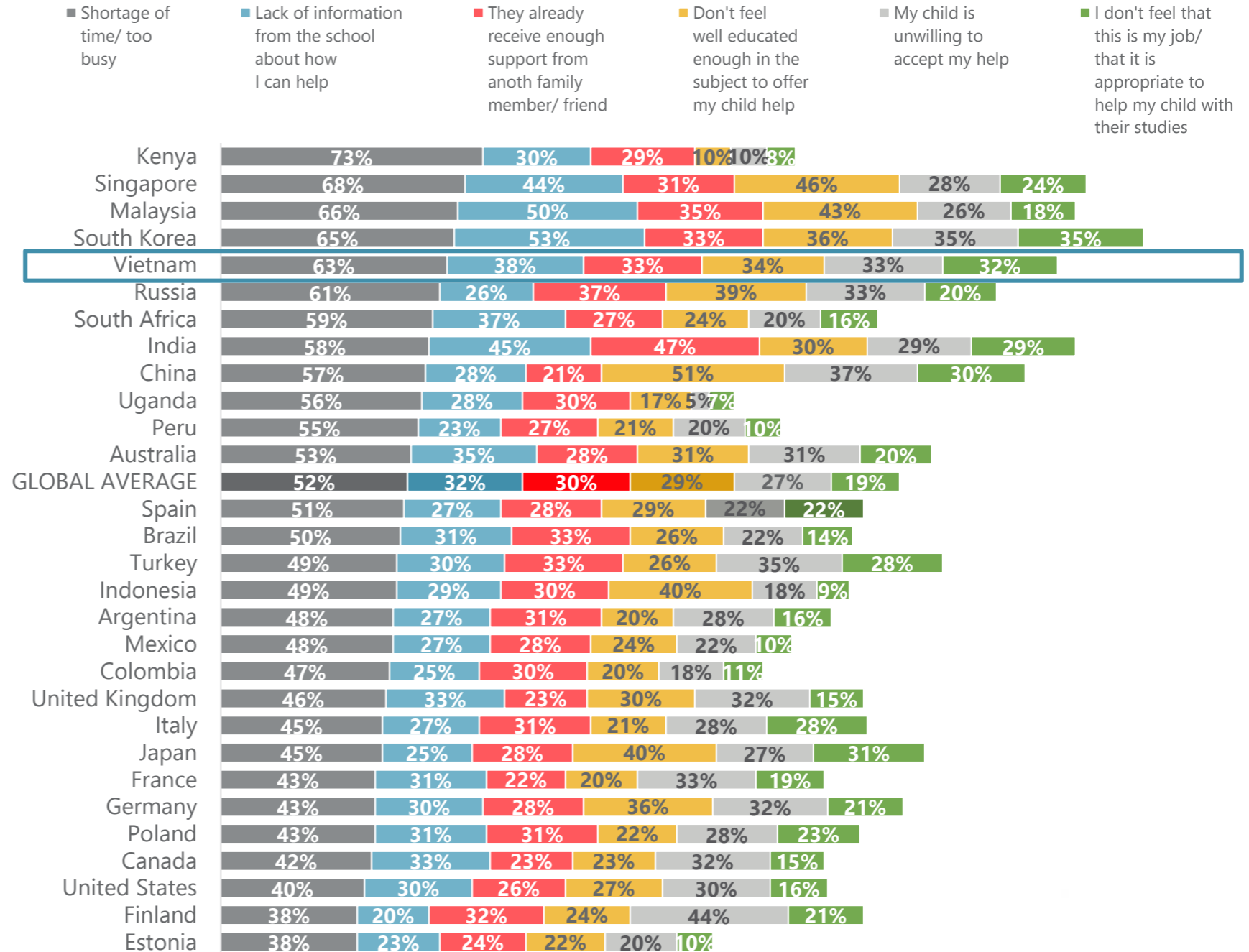
Base: All parents (27380). Research commissioned by the Varkey Foundation, conducted by Ipsos MORI between 8th December 2017 - 15th January 2018.

### Which of the following are the main barriers to you helping your child with their education?

However, **32%** of parents listed as among the top three barriers to helping that they do not feel it is their job or that it is appropriate to assist with their children's studies, second highest of those surveyed after South Korea (**35%**).

## GLOBAL PARENTS' SURVEY

### Top 6 categories most often chosen as 1<sup>st</sup>, 2<sup>nd</sup> or 3<sup>rd</sup> choice globally



NB: 21% of parents from Indonesia and Finland gave an answer of 'none'

Base: All parents (27380). Research commissioned by the Varkey Foundation, conducted by Ipsos MORI between 8th December 2017 - 15th January 2018.

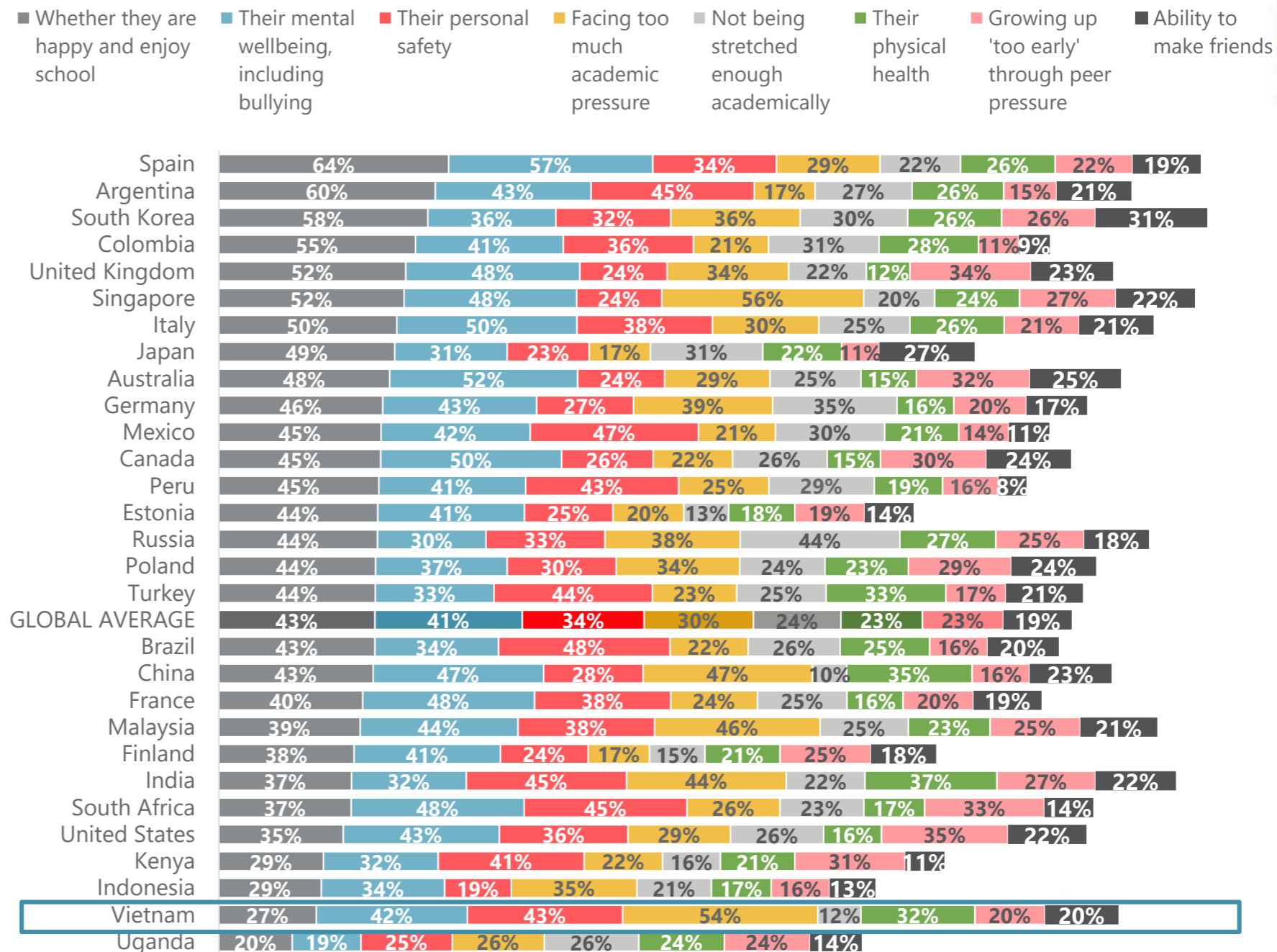
### What, if any of the following, causes you the most anxiety about your child at school?

More than half (54%) of Vietnamese parents say facing too much academic pressure is among their top three anxieties about their child at school, the second highest surveyed in the world after Singapore (56%) and the main concern of Vietnamese parents. This was considerably higher than the survey average of 30%.

By comparison, 43% listed their child's personal safety as among their top three concerns, 42% their mental wellbeing, 32% their physical health, 27% their happiness, 20% their ability to make friends, 20% them growing up too early through peer pressure, and 12% them not being stretched enough academically.

# GLOBAL PARENTS' SURVEY

### Top 8 categories most often chosen as 1<sup>st</sup>, 2<sup>nd</sup> or 3<sup>rd</sup> choice globally



NB: 21% of parents from Indonesia and Finland gave an answer of 'none'

Base: All parents (27380). Research commissioned by the Varkey Foundation, conducted by Ipsos MORI between 8th December 2017 - 15th January 2018.

### How would you rate the quality of teaching at your child's current school?

The survey also revealed that **around three-quarters (77%)** of Vietnamese parents rated the quality of teaching at their child's school as good, compared with a global average of **78%**.

\*Mean science score in PISA 2015

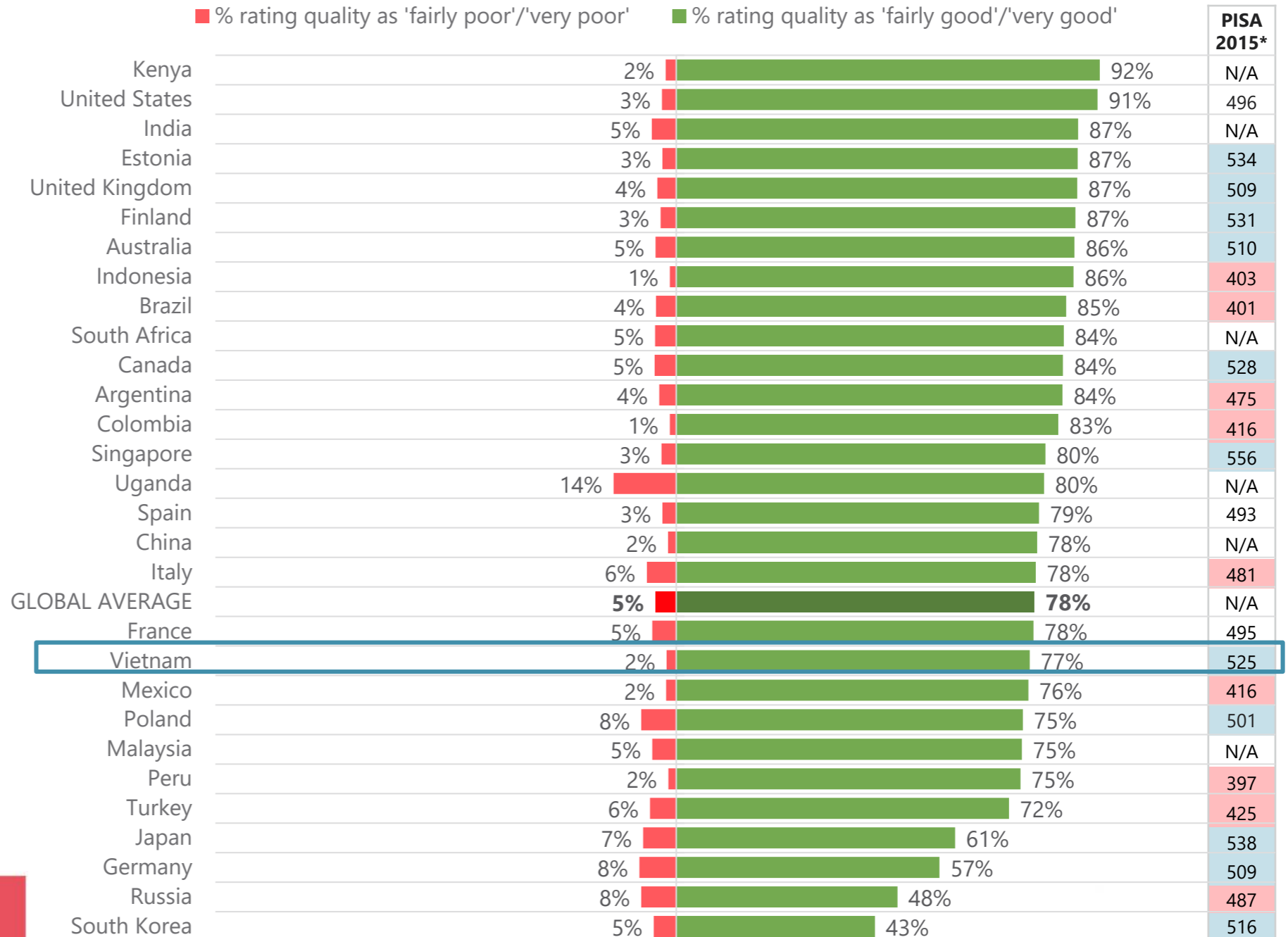
Countries/economies with a mean performance/share of top performers above the OECD average; countries/economies with a share of low achievers below the OECD average

Countries/economies with a mean performance/share of top performers/share of low achievers not significantly different from the OECD average

Countries/economies with a mean performance/share of top performers below the OECD average; countries/economies with a share of low achievers above the OECD average

# GLOBAL

# PARENTS' SURVEY

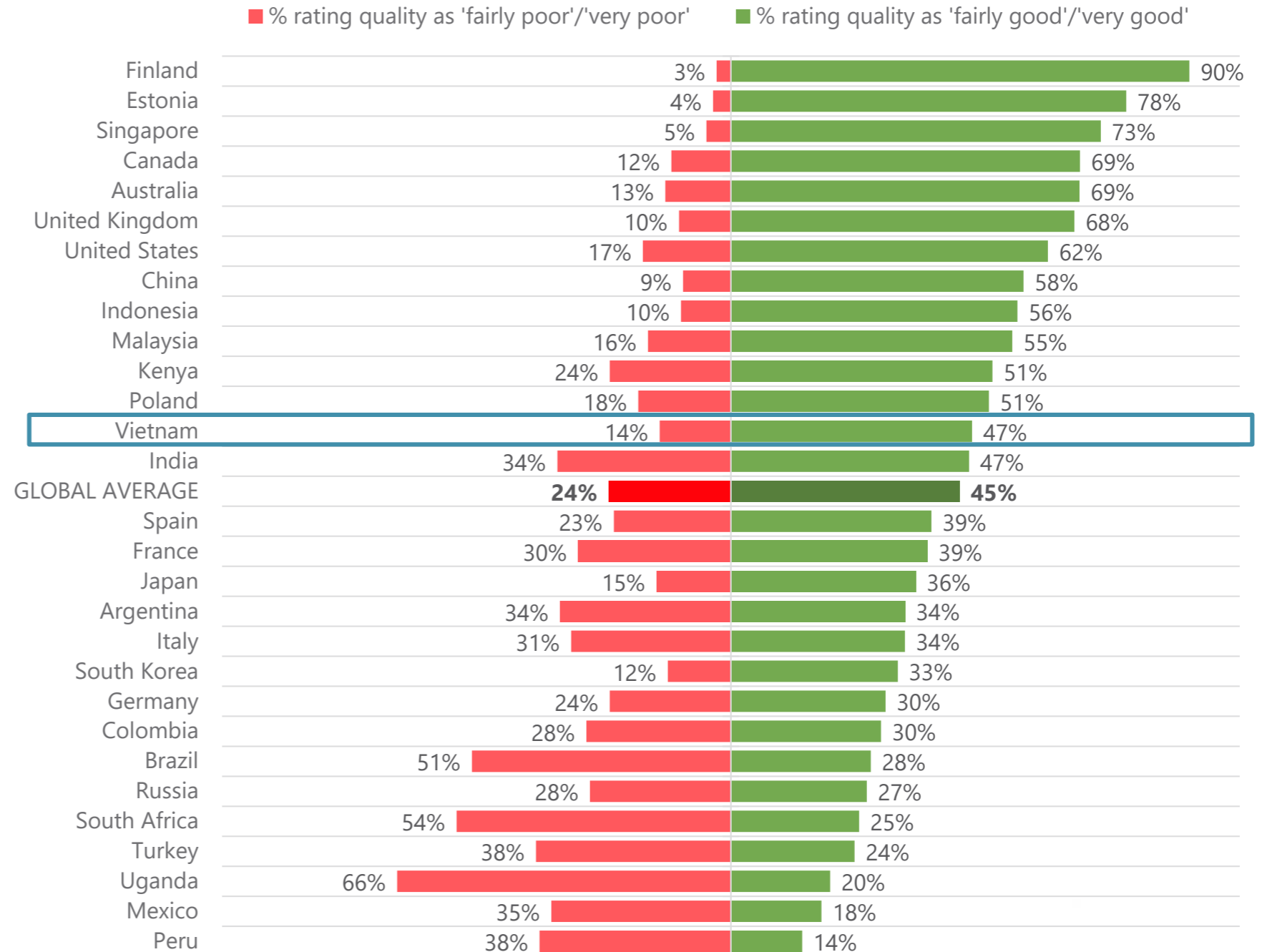




### How would you rate the quality of free to attend government-funded schools in your country?

However, **less than half (47%)** rated the quality of free to attend schools as good, compared with a global average of **45%**, which is at odds with Vietnam's PISA ranking of 8th out of 70 countries.

## GLOBAL PARENTS' SURVEY

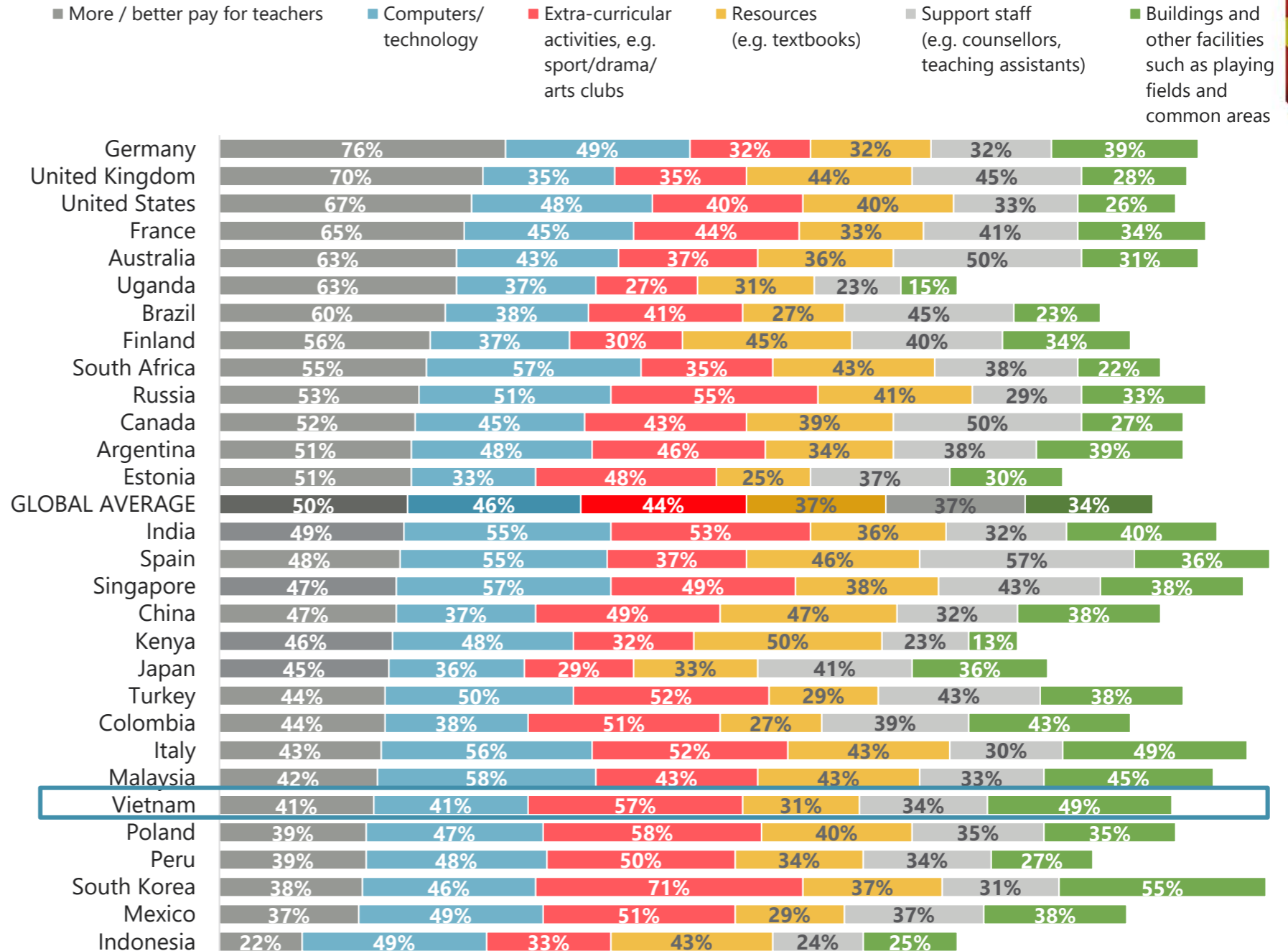


### If there were additional funds for your child's school, which of the following would you like to see it spent on?

If there were additional funds for their child's school, almost six in 10 (57%) parents would like to see them spent on extra-curricular activities, the third highest surveyed in the world after South Korea (71%) and Poland (58%).

## GLOBAL PARENTS' SURVEY

### Top 6 categories most often chosen as 1<sup>st</sup>, 2<sup>nd</sup> or 3<sup>rd</sup> choice globally



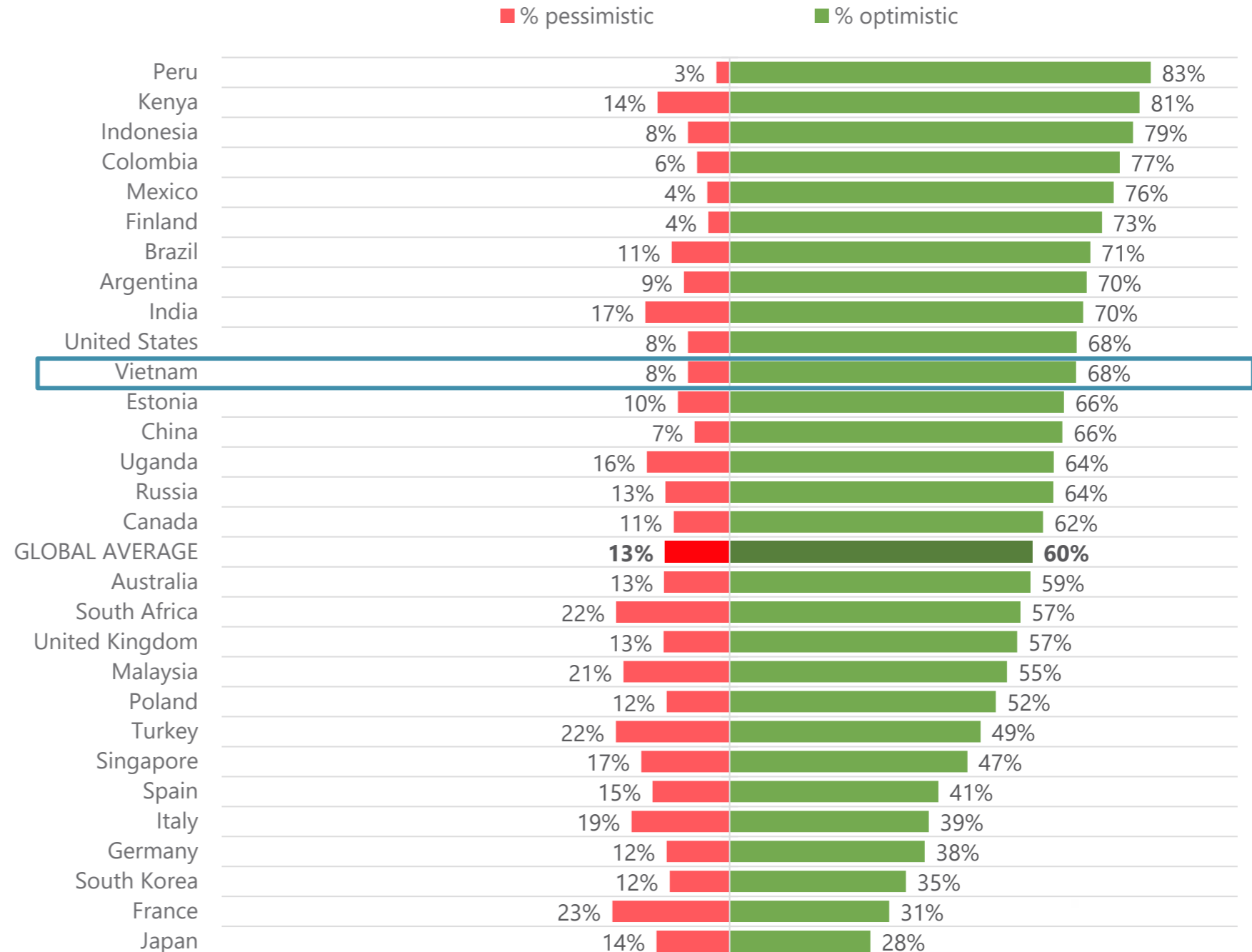
NB: 30% of parents from Indonesia gave an answer of 'don't know'

Base: All parents (27380). Research commissioned by the Varkey Foundation, conducted by Ipsos MORI between 8th December 2017 - 15th January 2018.

Taking everything into consideration, how optimistic or pessimistic are you about your child's future?

Around two-thirds (68%) of Vietnamese parents are optimistic about their child's future, above the global average of 60%.

### GLOBAL PARENTS' SURVEY



### How well, if at all, do you think your child's school is preparing them for the future world of 2030 and beyond?

Meanwhile, **more than two thirds (70%)** of Vietnamese parents believe their child's school is preparing them well for the world of 2030 and beyond, well above the global average of **64%**.

## GLOBAL PARENTS' SURVEY

