


ARGENTINA FINDINGS 2018



GLOBAL

PARENTS' SURVEY




METHODOLOGY

On behalf of the Varkey Foundation, Ipsos MORI interviewed **27,380** parents across **29 countries** using an **online survey** via the Ipsos Online Panel system* between the 8th December 2017 and 15th January 2018. These countries were:

Argentina	Japan	United Kingdom
India	Spain	Finland
Singapore	China	Peru
Australia	Kenya**	United States
Indonesia	Turkey	France
South Africa	Colombia	Poland
Brazil	Malaysia	Vietnam
Italy	Uganda**	Germany
South Korea	Estonia**	Russia
Canada	Mexico	

- 1,000 parents took part in **Argentina**. Results contain 1,000 interviews from all other countries except Estonia (500), Kenya (501) and Uganda (371).
- Data has been weighted by age, gender and region of child and corrected for gender of parent.
- As such, the survey is representative of parents of children aged 4-18 in education, based on these characteristics, with equal views from mothers and fathers.
- All countries contribute equally to the total global average. Data has not been adjusted for the relative size of population.
- The survey was conducted online. For countries where internet penetration is low (such as India, Uganda, Kenya, Peru and Indonesia), it is important to note that the data is representative of the urban online population, which tends to be better educated and financially better off.




Around eight out of ten (84%) Argentine parents rate the quality of teaching at their child's school as fairly good or very good.

Global average	78%
Global rank	12 th



Argentine parents are the most satisfied of any country surveyed, tied with Mexico and Vietnam, with the amount of help they're giving their children, with **67%** saying the hours they're putting in are about right.

Global average	55%
Global rank	22 nd



60% of Argentine parents say their children's happiness is among the three things that cause them the most anxiety about their child at school, the second highest surveyed in the world after Spain (**64%**).

Global average	43%
Global rank	2 nd



Only **46%** of Argentine parents whose child attends a free to attend school say they would be likely to send their child to a fee-paying school if they could afford it and there was an appropriate place available.

Global average 55%

Global rank 20th



Argentine parents are less optimistic about their children's futures than other Latin American countries surveyed, though with **70%** reporting they are optimistic this is higher than the global average of **60%**.

Global average 60%

Global rank 8th

How would you rate the quality of teaching at your child's current school?

Around eight out of ten (84%) Argentine parents rate the quality of teaching at their child's school as fairly good or very good.

*Mean science score in PISA-Science 2015

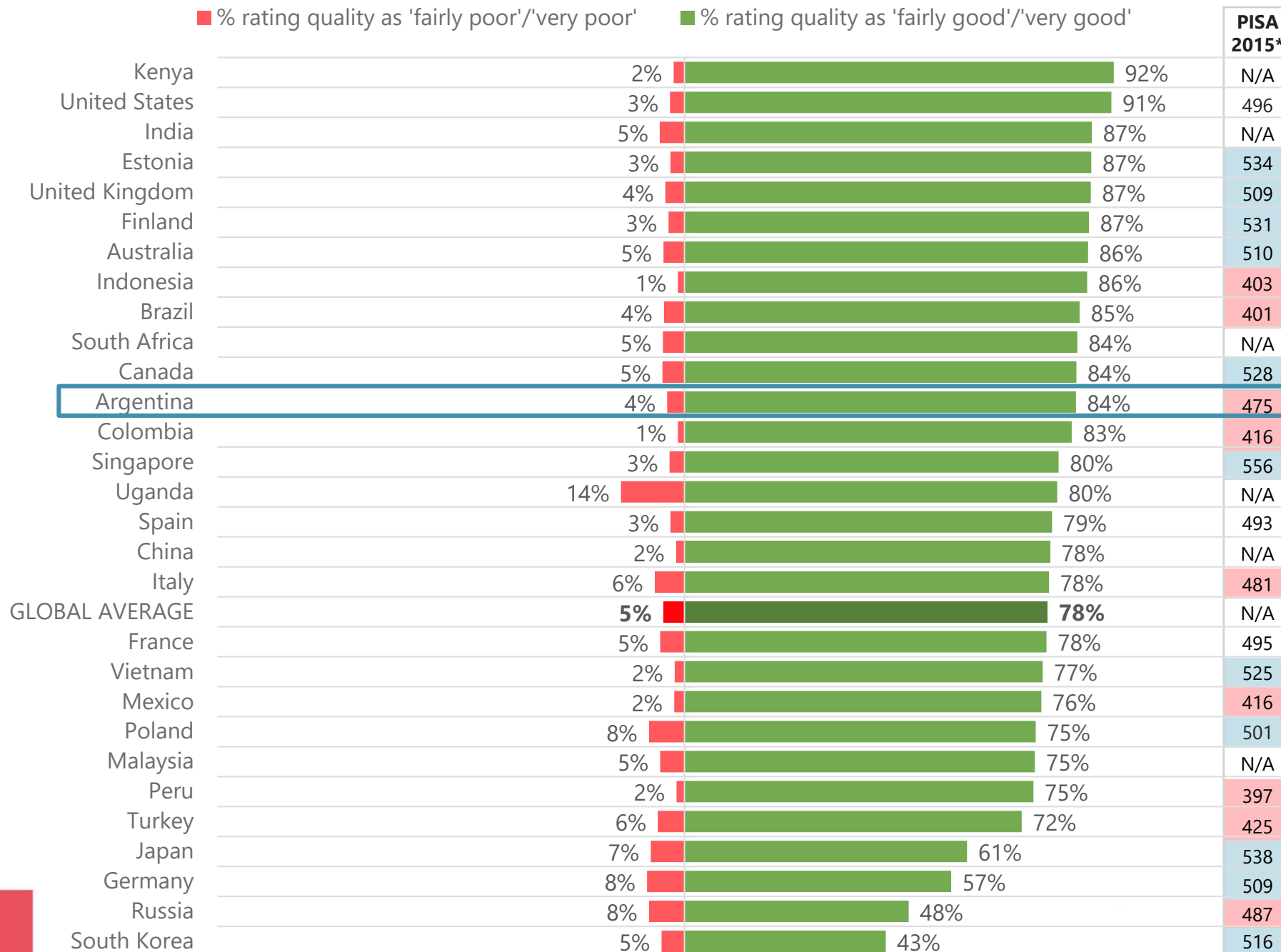
Countries/economies with a mean performance/share of top performers above the OECD average; countries/economies with a share of low achievers below the OECD average

Countries/economies with a mean performance/share of top performers/share of low achievers not significantly different from the OECD average

Countries/economies with a mean performance/share of top performers below the OECD average; countries/economies with a share of low achievers above the OECD average

GLOBAL PARENTS' SURVEY

■ % rating quality as 'fairly poor'/'very poor' ■ % rating quality as 'fairly good'/'very good'

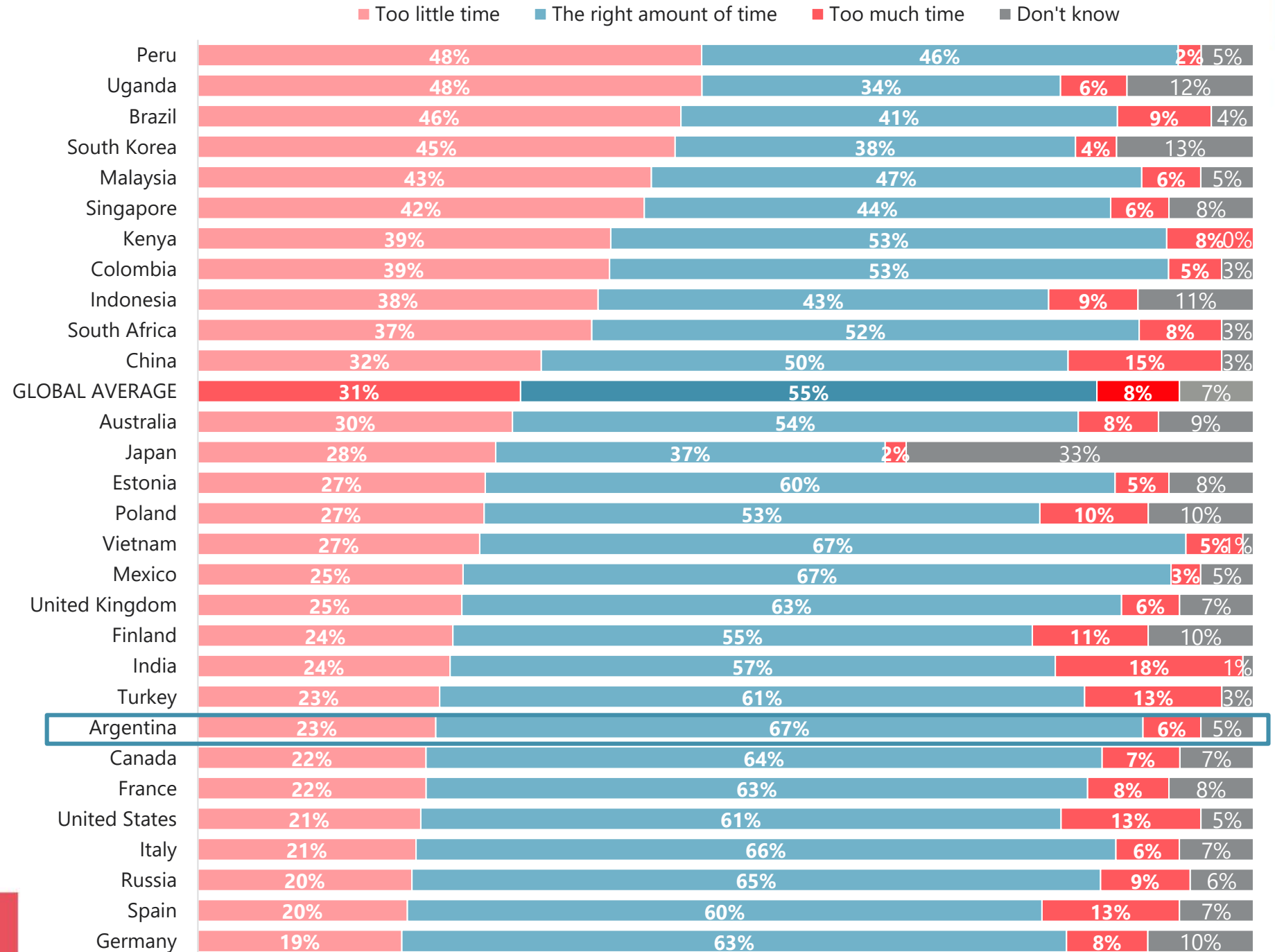


Base: All parents (27380). Research commissioned by the Varkey Foundation, conducted by Ipsos MORI between 8th December 2017 - 15th January 2018.

Do you feel you spend too much, too little, or about the right amount of time helping your child academically with their education?

Argentine parents are the most satisfied of any country surveyed, equal to Mexico and Vietnam, with the amount of help they're giving their children, with **67%** saying the hours they're putting in are about right.

GLOBAL PARENTS' SURVEY



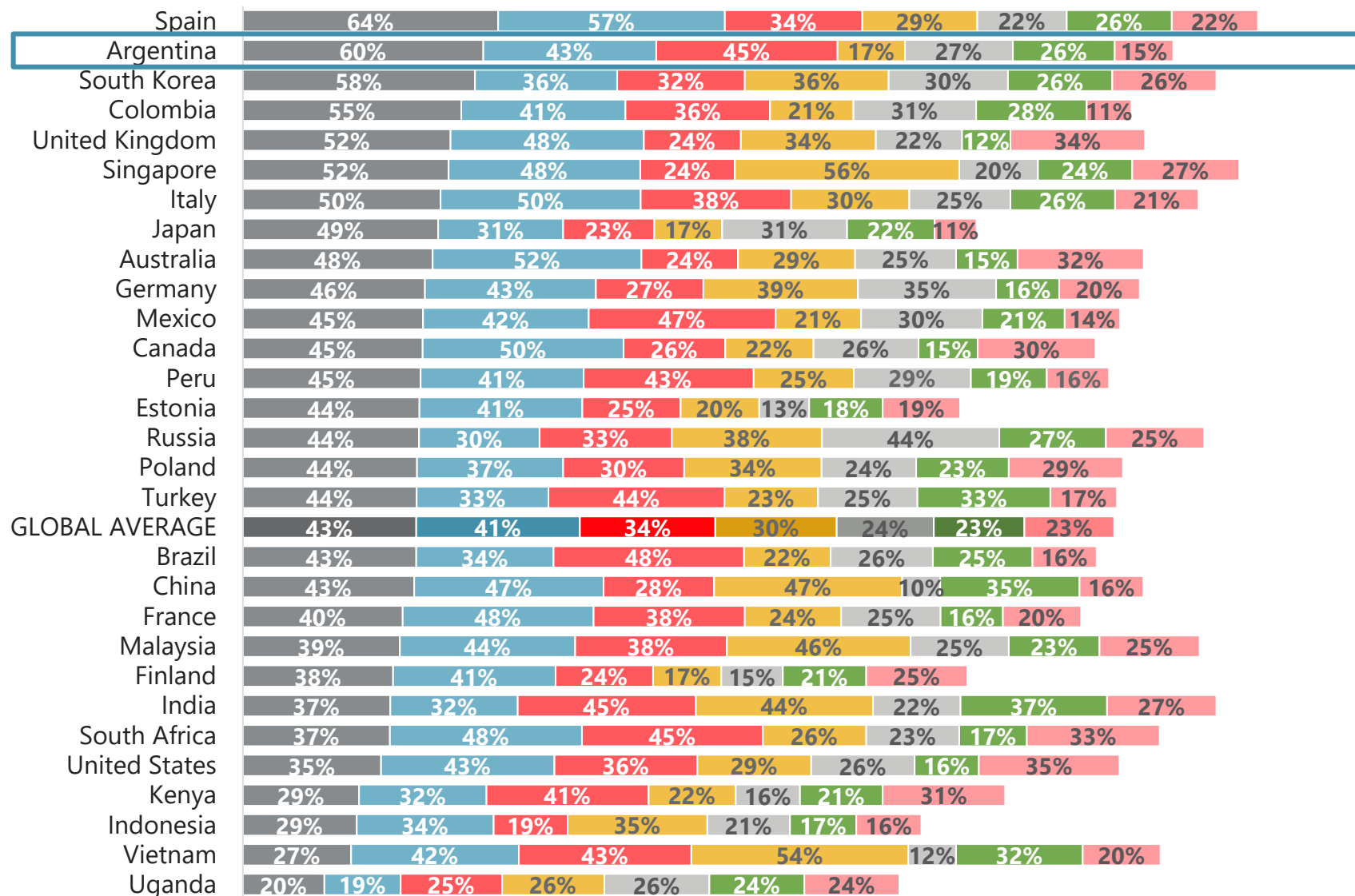
What, if any of the following, causes you the most anxiety about your child at school?

60% of Argentine parents say their children's happiness is among the three things that cause them the most anxiety about their child at school, the second highest surveyed in the world after Spain (64%).

GLOBAL PARENTS' SURVEY

Top 7 categories most often chosen as 1st, 2nd or 3rd choice globally

- Whether they are happy and enjoy school
- Their personal safety
- Not being stretched enough academically
- Growing up 'too early' through peer pressure
- Their mental wellbeing, including bullying
- Facing too much academic pressure
- Their physical health



NB: 21% of parents from Indonesia and Finland gave an answer of 'none'

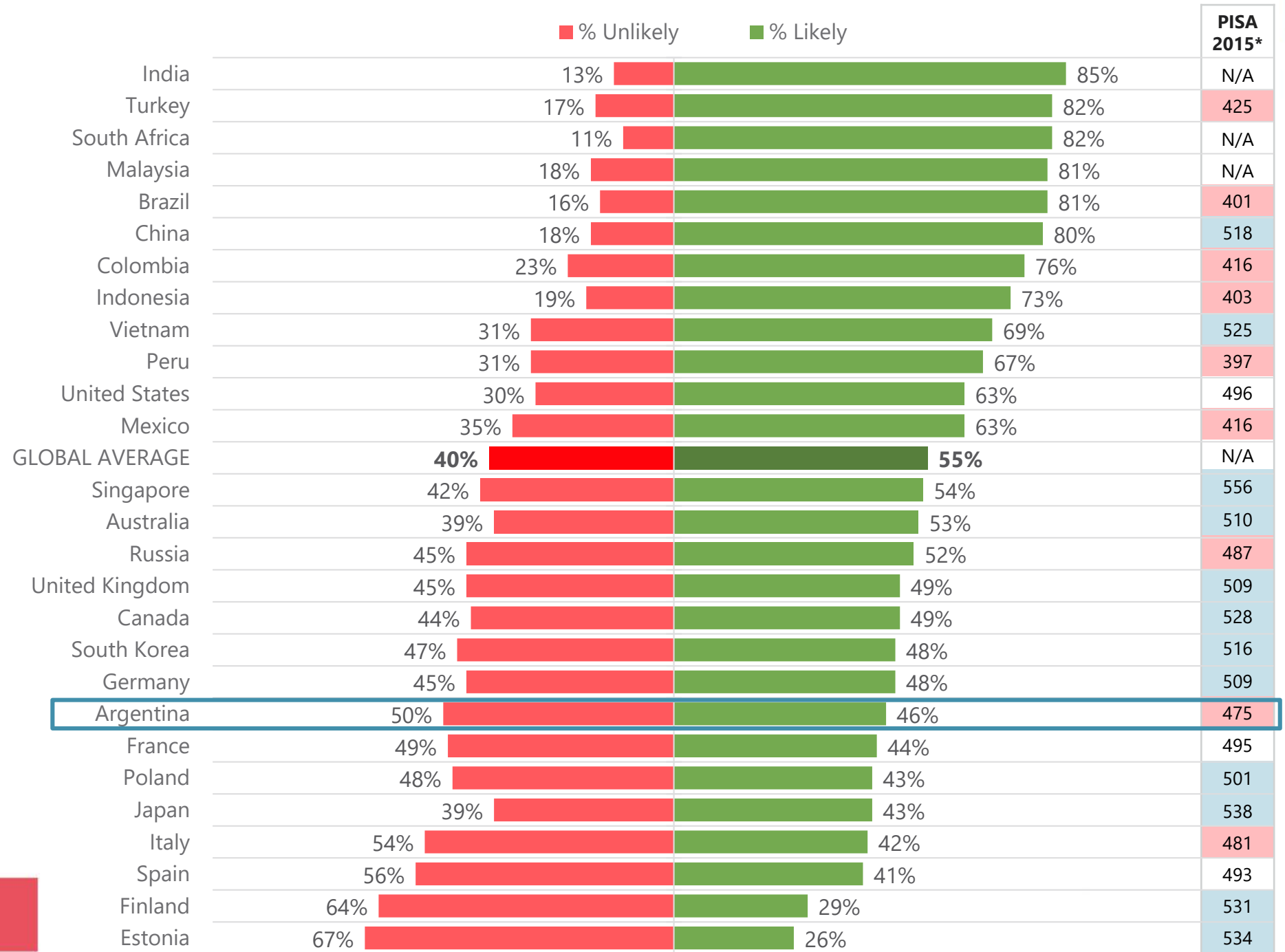
Base: All parents (27380). Research commissioned by the Varkey Foundation, conducted by Ipsos MORI between 8th December 2017 - 15th January 2018.



If it was affordable for you, and if there was an appropriate local place available, how likely would you be to send your child to a fee-paying school?

Argentine parents are less keen on fee paying schools than other Latin American countries surveyed with only **46%** of parents whose child attends a free to attend school saying they would be fairly or very likely to send their child to a fee-paying school if they could afford it and there was an appropriate place available.

GLOBAL PARENTS' SURVEY

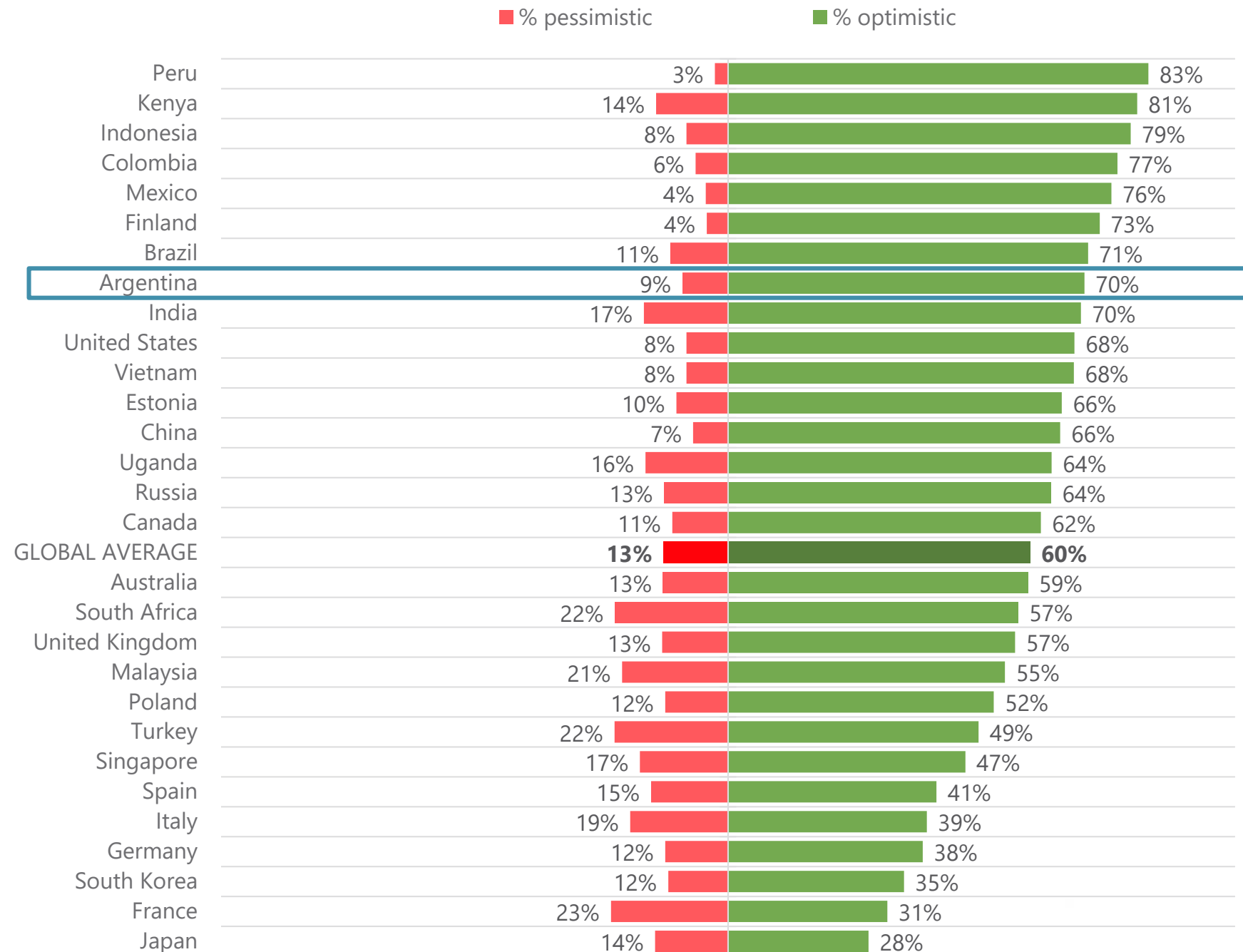


NB: For this filtered question, Uganda and Kenya excluded due to a base size of below 100 Base: Parents of children who attend free to attend government funded schools (16767). Research commissioned by the Varkey Foundation, conducted by Ipsos MORI between 8th December 2017 - 15th January 2018.

Taking everything into consideration, how optimistic or pessimistic are you about your child's future?

Argentine parents are less optimistic about their children's futures than other Latin American countries surveyed, though with **70%** reporting they are optimistic this is higher than the global average of **60%**.

GLOBAL PARENTS' SURVEY



Base: All parents (27380). Research commissioned by the Varkey Foundation, conducted by Ipsos MORI between 8th December 2017 - 15th January 2018.

