

# AUSTRALIA FINDINGS 2018



GLOBAL

PARENTS' SURVEY



# METHODOLOGY

On behalf of the Varkey Foundation, Ipsos MORI interviewed **27,380** parents across **29 countries** using an **online survey** via the Ipsos Online Panel system\* between the 8th December 2017 and 15th January 2018. These countries were:

Argentina	Japan	United Kingdom
India	Spain	Finland
Singapore	China	Peru
Australia	Kenya**	United States
Indonesia	Turkey	France
South Africa	Colombia	Poland
Brazil	Malaysia	Vietnam
Italy	Uganda**	Germany
South Korea	Estonia**	Russia
Canada	Mexico	

- 1,000 parents took part in **Australia**. Results contain 1,000 interviews from all other countries except Estonia (500), Kenya (501) and Uganda (371).
- Data has been weighted by age, gender and region of child and corrected for gender of parent.
- As such, the survey is representative of parents of children aged 4-18 in education, based on these characteristics, with equal views from mothers and fathers.
- All countries contribute equally to the total global average. Data has not been adjusted for the relative size of population.
- The survey was conducted online. For countries where internet penetration is low (such as India, Uganda, Kenya, Peru and Indonesia), it is important to note that the data is representative of the urban online population, which tends to be better educated and financially better off.



**More than two thirds (69%)** of Australian parents say free to attend schools in their country are fairly good or very good – fourth highest of all countries surveyed.

Global average 45%

---

Global rank 4<sup>th</sup>



**Sixty-eight percent** of Australian parents say their child's school is preparing them well for the world of 2030 and beyond. This is higher than all European countries surveyed except Finland (**78%**).

Global average 64%

---

Global rank 11<sup>th</sup>




More Australian parents (**40%**) approve of religious organisations running free to attend schools than disapprove (**30%**); this is equal to the global average.

Global average 40%

---

Global rank 12<sup>th</sup>



**Almost half (49%)** of Australian parents list money and the cost of living as among their top three anxieties about their child's future, tied with Canada as the third highest country surveyed after Singapore (**54%**) and Malaysia (**50%**). This was their top concern.

Global average 34%

---

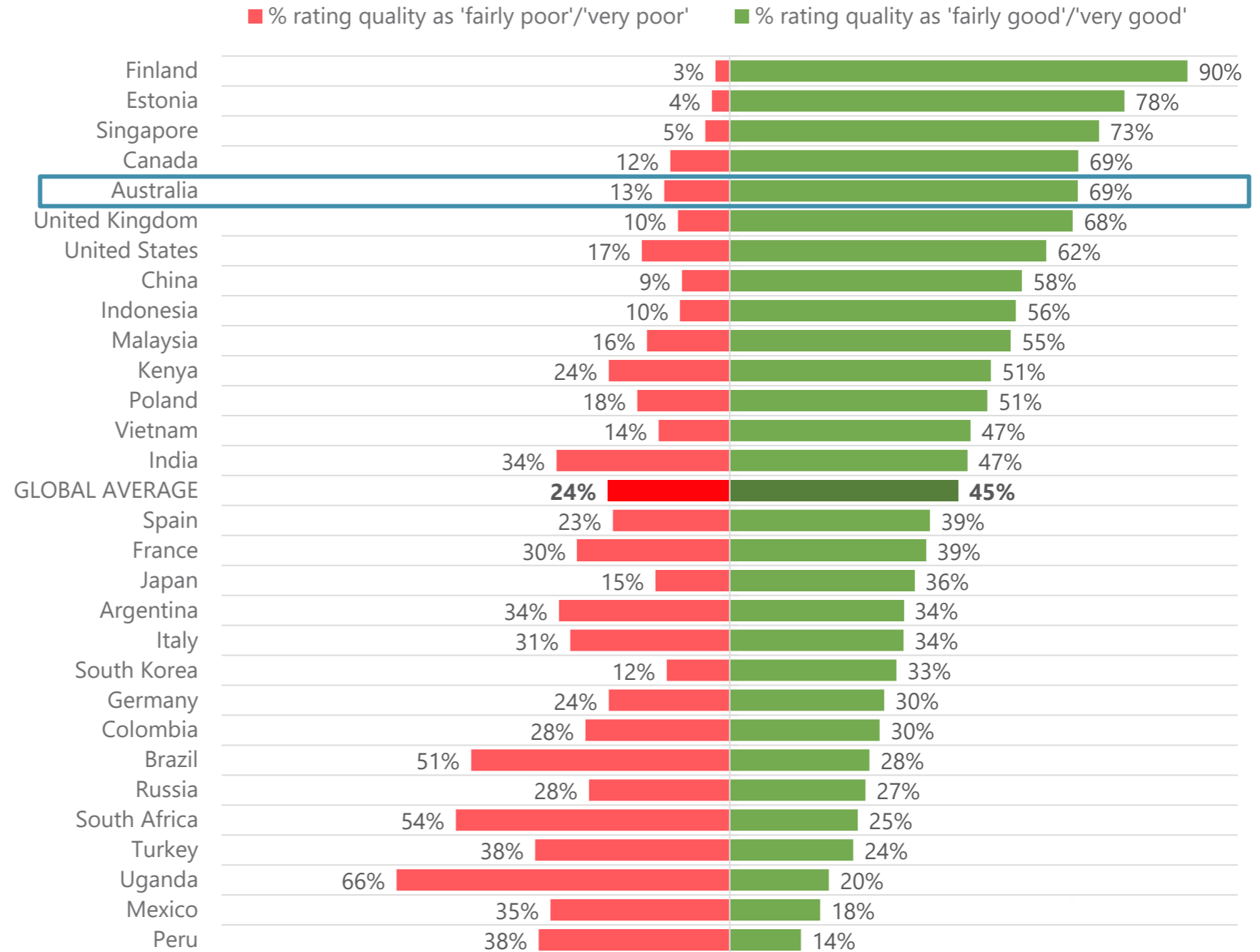
Global rank 3<sup>rd</sup>



## How would you rate the quality of free to attend government-funded schools in your country?

More than two thirds (69%) of Australian parents say free to attend schools in their country are fairly good or very good – fourth highest of all countries surveyed.

# GLOBAL PARENTS' SURVEY



Base: All parents (27380). Research commissioned by the Varkey Foundation, conducted by Ipsos MORI between 8th December 2017 - 15th January 2018.

## How would you rate the quality of teaching at your child's current school?

However, more (**86%**) Australian parents rate the quality of teaching at their child's school as high. Australia is ranked 14th out of 70 countries in PISA.

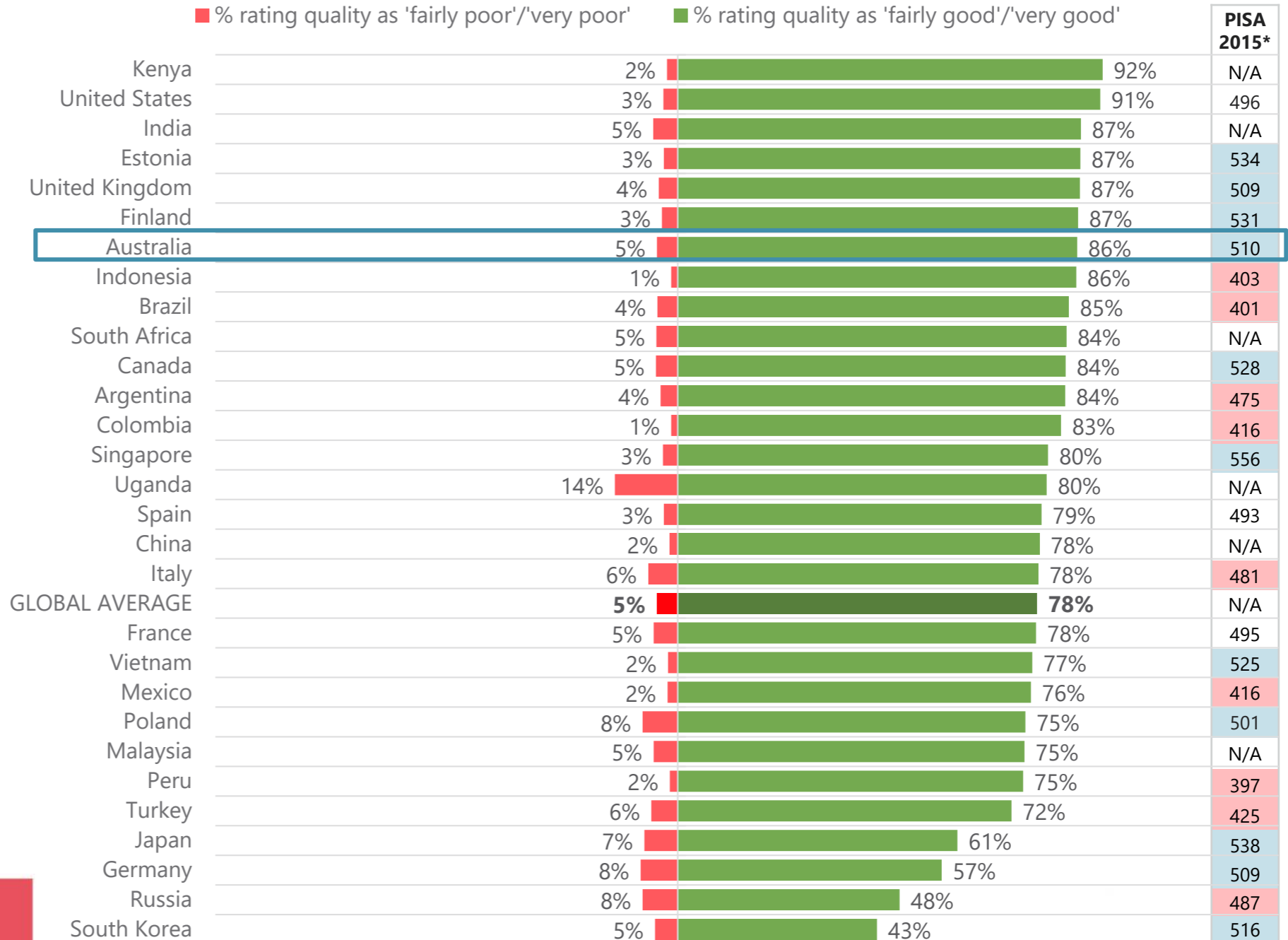
\*Mean science score in PISA Science 2015

Countries/economies with a mean performance/share of top performers above the OECD average; countries/economies with a share of low achievers below the OECD average

Countries/economies with a mean performance/share of top performers/share of low achievers not significantly different from the OECD average

Countries/economies with a mean performance/share of top performers below the OECD average; countries/economies with a share of low achievers above the OECD average

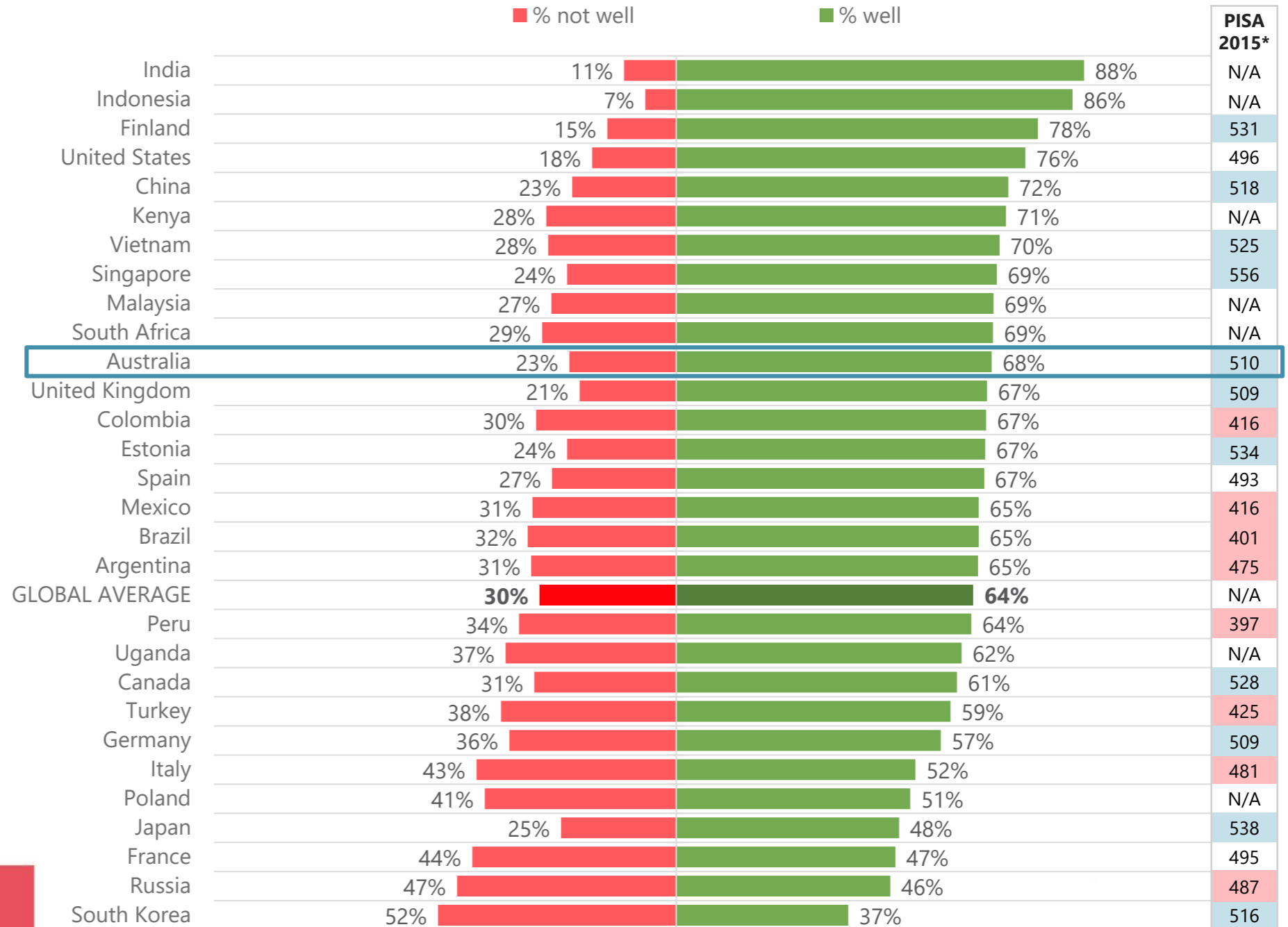
## GLOBAL PARENTS' SURVEY



## How well, if at all, do you think your child's school is preparing them for the future world of 2030 and beyond?

Sixty-eight percent of Australian parents say their child's school is preparing them well for the world of 2030 and beyond. This is higher than all European countries surveyed except Finland (78%).

### GLOBAL PARENTS' SURVEY



Base: All parents (27380). Research commissioned by the Varkey Foundation, conducted by Ipsos MORI between 8th December 2017 - 15th January 2018.

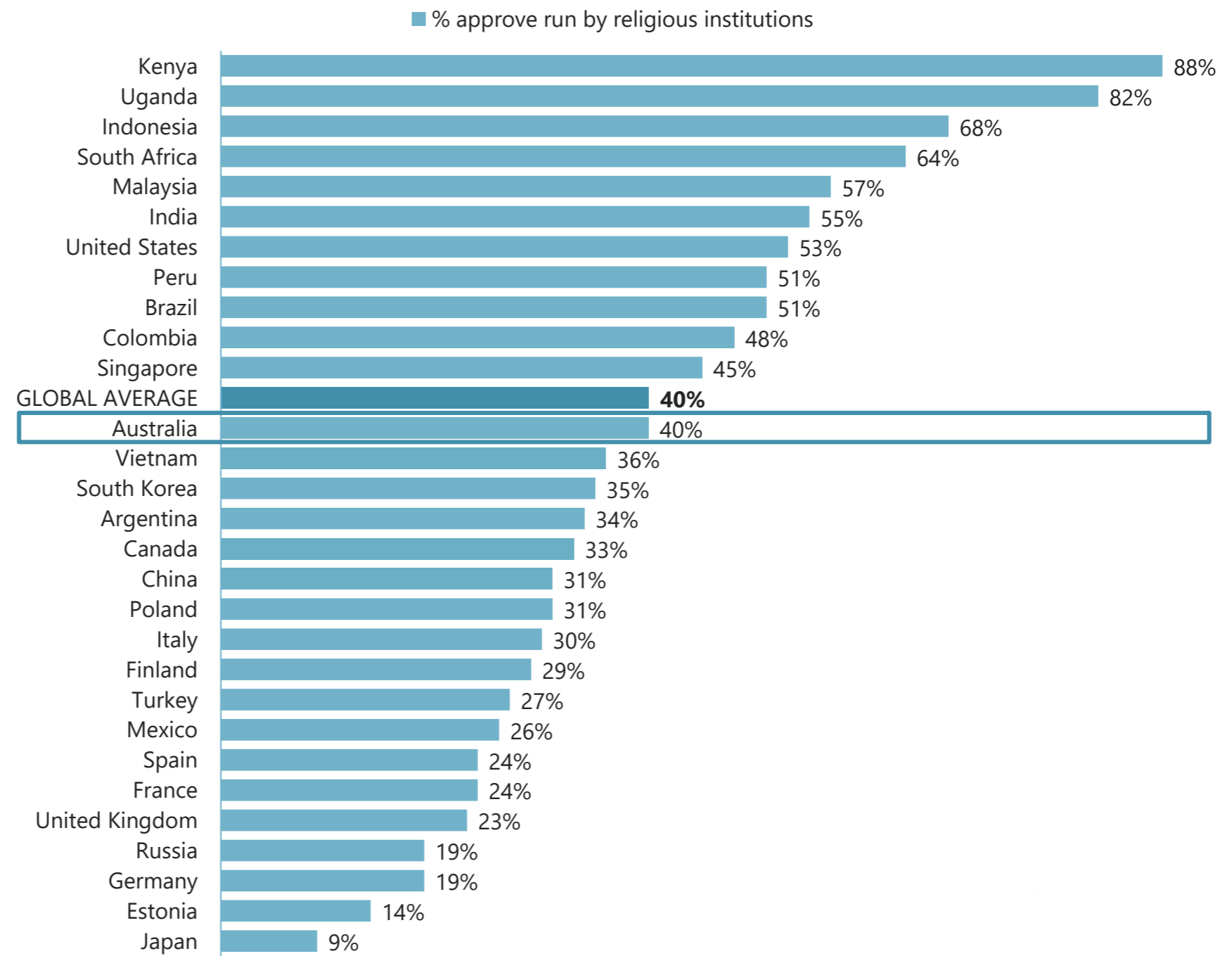


**To what extent do you approve or disapprove of the following organisations running free to attend schools?**

***Religious institutions***

More Australian parents (**40%**) approve of religious organisations running free to attend schools than disapprove (**30%**); this is equal to the global average.

**GLOBAL PARENTS' SURVEY**



Base: All parents (27380). Research commissioned by the Varkey Foundation, conducted by Ipsos MORI between 8th December 2017 - 15th January 2018.

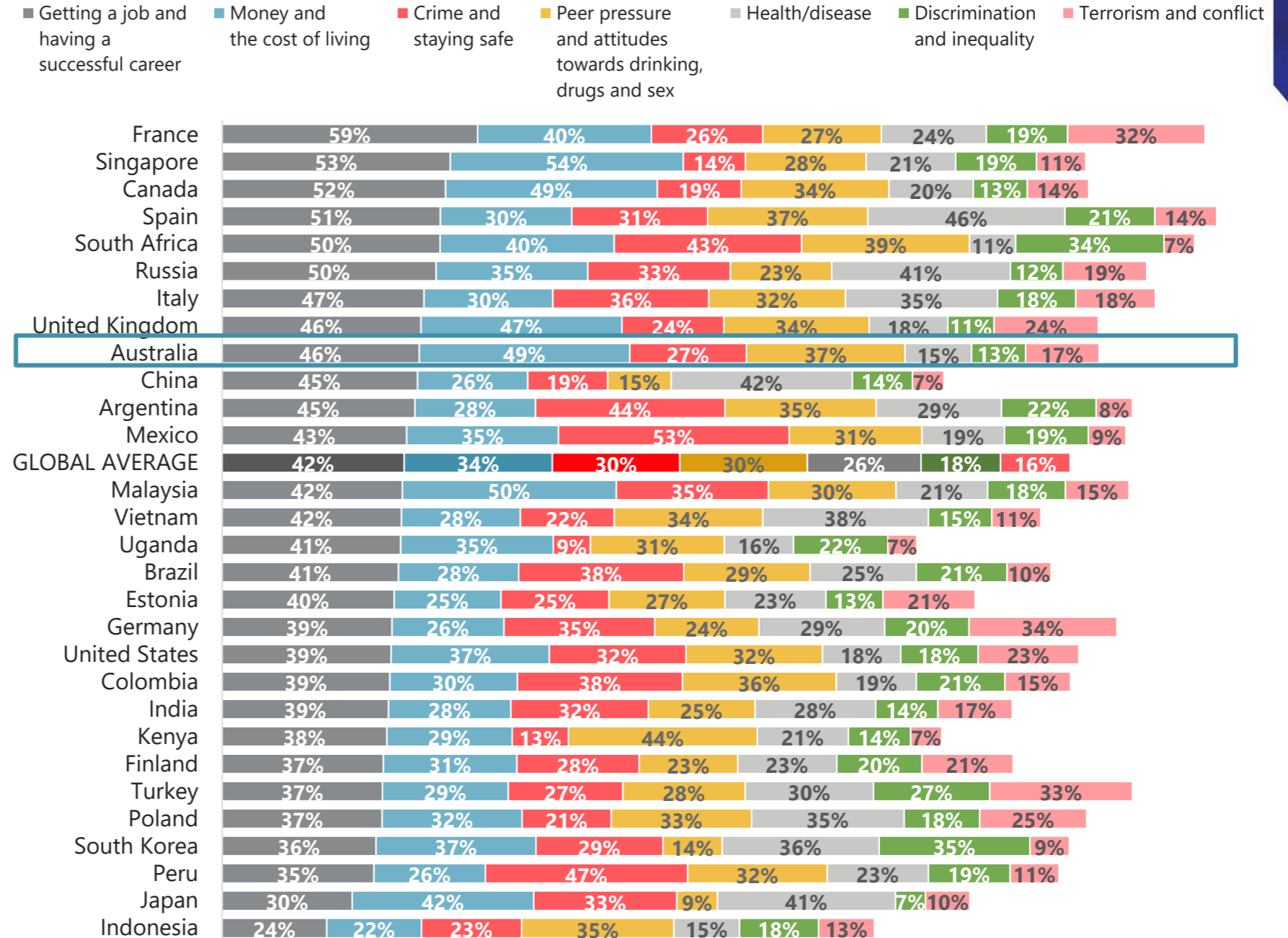


What, if any of the following, causes you the most anxiety about your child's future?

Almost half (49%) of Australian parents list money and the cost of living as among their top three anxieties about their child's future, tied with Canada as the third highest country surveyed after Singapore (54%) and Malaysia (50%). This was their top concern.

**GLOBAL PARENTS' SURVEY**

Top 7 categories most often chosen as 1<sup>st</sup>, 2<sup>nd</sup> or 3<sup>rd</sup> choice globally



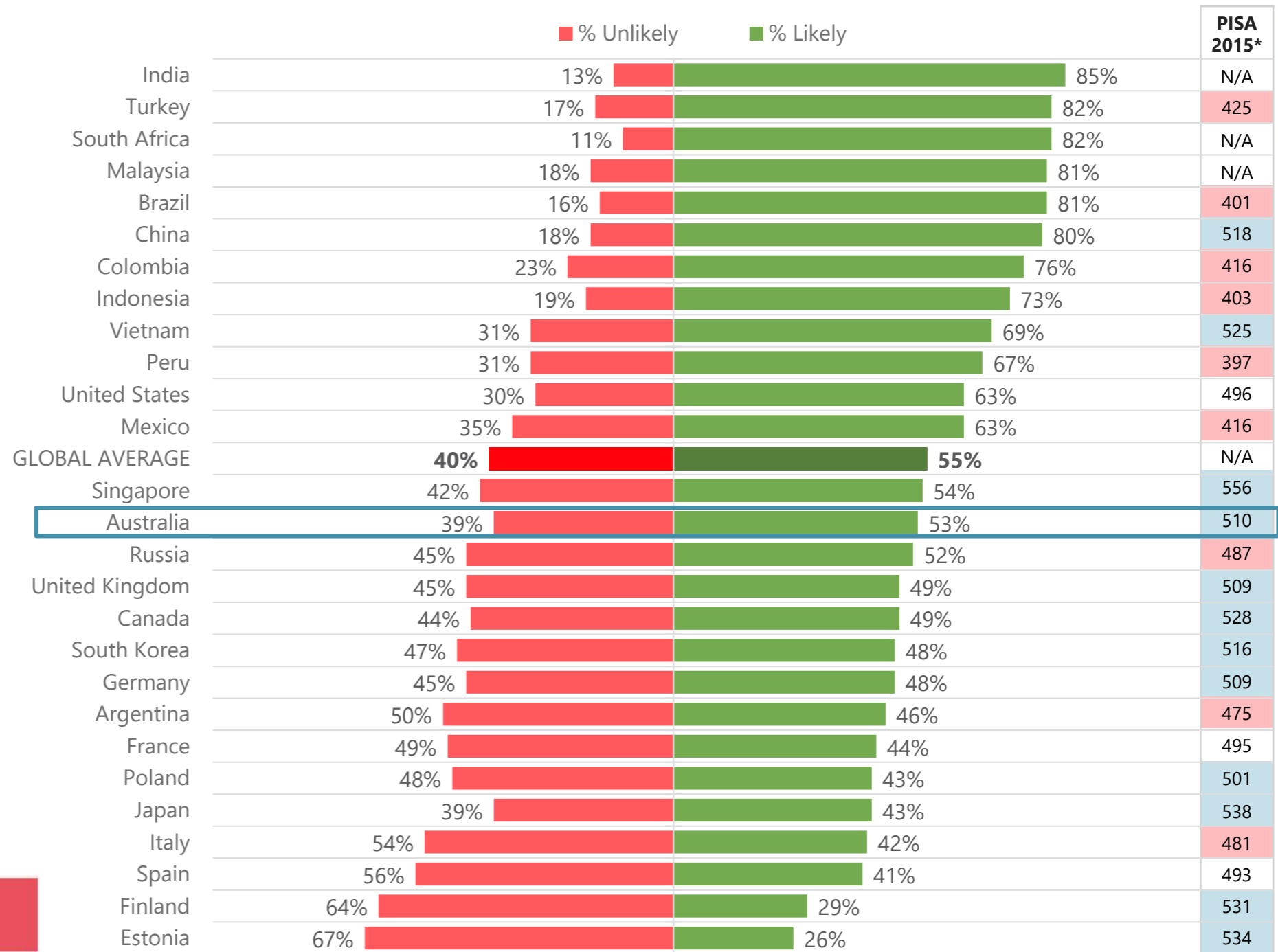
NB: 30% of parents from Indonesia gave an answer of 'don't know'

Base: All parents (27380). Research commissioned by the Varkey Foundation, conducted by Ipsos MORI between 8th December 2017 - 15th January 2018.

If it was affordable for you, and if there was an appropriate local place available, how likely would you be to send your child to a fee paying school?

More than half (53%) of Australian parents whose child attends a free to attend school would be fairly or very likely to send their child to a fee-paying school if they could afford it and there was an appropriate place available. This is slightly above the global average of 55%.

## GLOBAL PARENTS' SURVEY



NB: For this filtered question, Uganda and Kenya excluded due to a base size of below 100. Base: Parents of children who attend free to attend government funded schools (16767). Research commissioned by the Varkey Foundation, conducted by Ipsos MORI between 8th December 2017 - 15th January 2018.

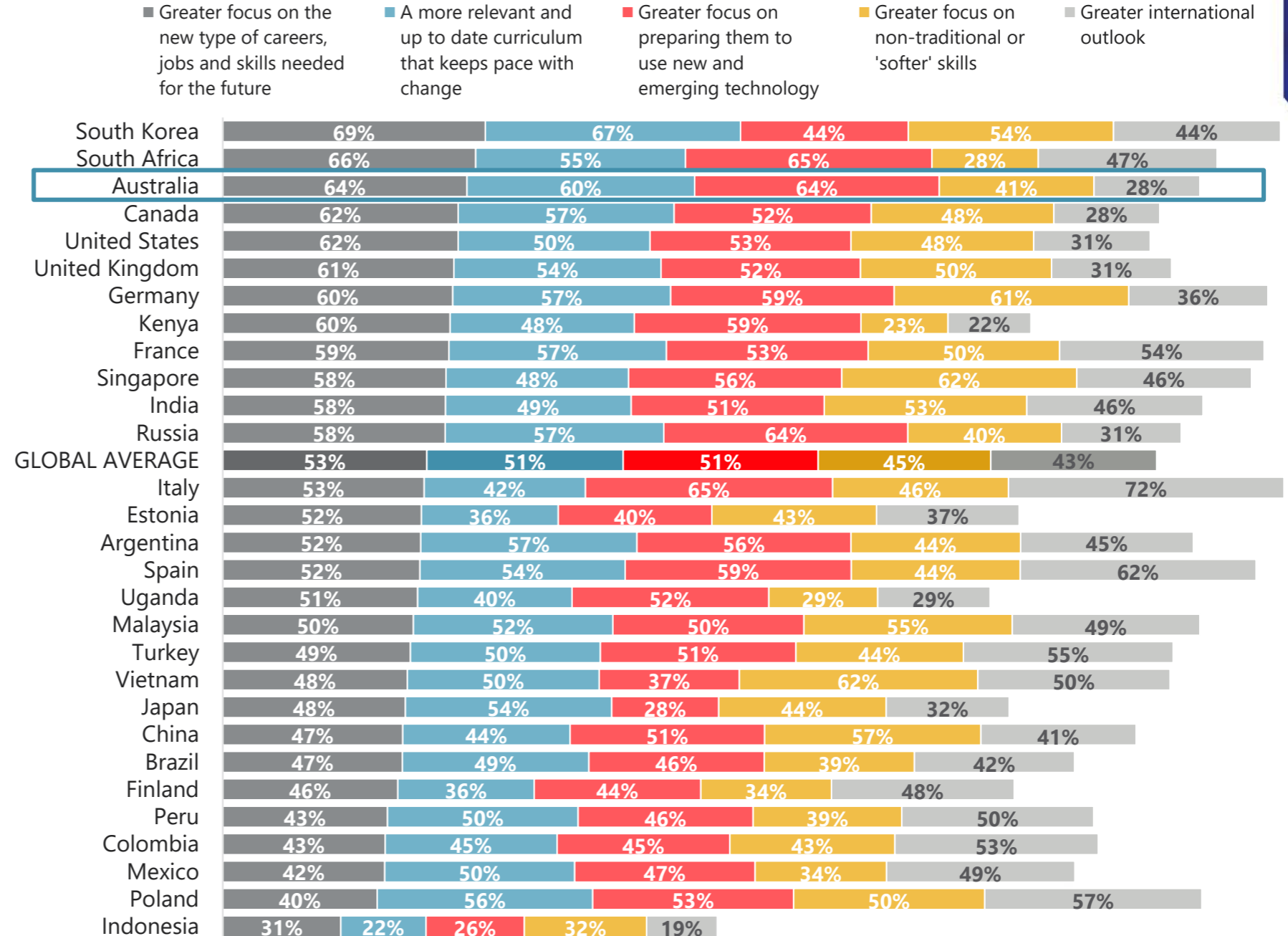
## Which of the following, if any, are the most important areas where you think your child's school should be doing more to better prepare your child for the world of 2030 and beyond?

Nearly two thirds (64%) of Australian parents see a greater focus on the new type of careers, jobs and skills needed for the future as among the top three areas in which their school needs to improve to prepare their child for 2030 and beyond.

There's also a high demand for greater focus on preparing children to use new and emerging technology, with 64% of Australian parents saying that's one of the top three areas their schools need to improve on.

## GLOBAL PARENTS' SURVEY

### % selecting as 1<sup>st</sup>/2<sup>nd</sup>/3<sup>rd</sup> choice



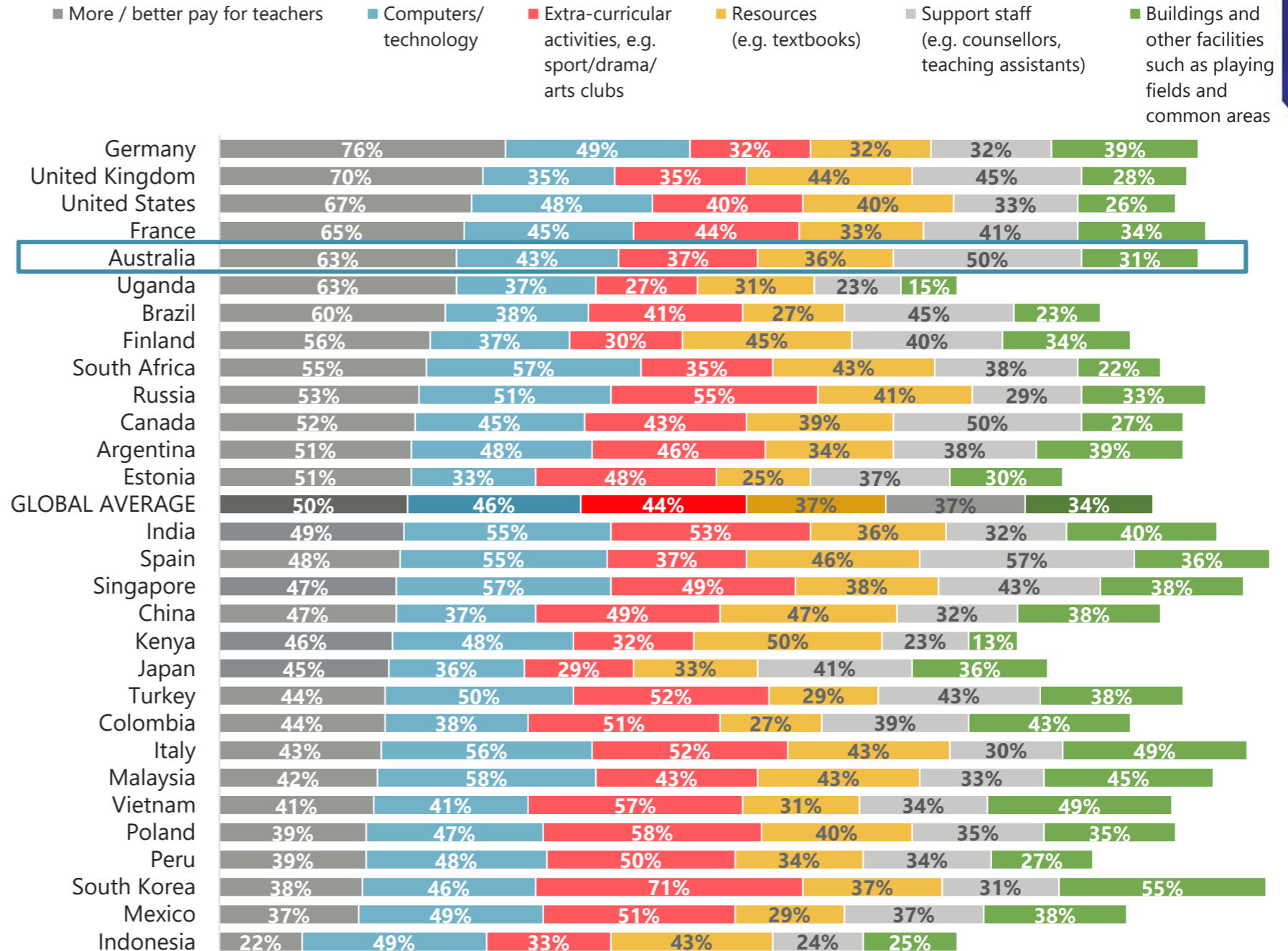
NB: 54% of parents from Indonesia who felt underprepared selected 'don't know' Base: Parents who feel their child is underprepared for the world of 2030 and beyond (9758). Research commissioned by the Varkey Foundation, conducted by Ipsos MORI between 8th December 2017 - 15th January 2018.

If there were additional funds for your child's school, which of the following would you like to see it spent on?

Half (50%) of Australian parents said if there were additional funds for their child's school, they would like to see them spent on support staff.

**GLOBAL PARENTS' SURVEY**

**Top 6 categories most often chosen as 1<sup>st</sup>, 2<sup>nd</sup> or 3<sup>rd</sup> choice globally**



NB: 30% of parents from Indonesia gave an answer of 'don't know'

Base: All parents (27380). Research commissioned by the Varkey Foundation, conducted by Ipsos MORI between 8th December 2017 - 15th January 2018.