


BRAZIL FINDINGS 2018



GLOBAL PARENTS' SURVEY




METHODOLOGY

On behalf of the Varkey Foundation, Ipsos MORI interviewed **27,380** parents across **29 countries** using an **online survey** via the Ipsos Online Panel system* between the 8th December 2017 and 15th January 2018. These countries were:

Argentina	Japan	United Kingdom
India	Spain	Finland
Singapore	China	Peru
Australia	Kenya**	United States
Indonesia	Turkey	France
South Africa	Colombia	Poland
Brazil	Malaysia	Vietnam
Italy	Uganda**	Germany
South Korea	Estonia**	Russia
Canada	Mexico	

- 1,000 parents took part in **Brazil**. Results contain 1,000 interviews from all other countries except Estonia (500), Kenya (501) and Uganda (371).
- Data has been weighted by age, gender and region of child and corrected for gender of parent.
- As such, the survey is representative of parents of children aged 4-18 in education, based on these characteristics, with equal views from mothers and fathers.
- All countries contribute equally to the total global average. Data has not been adjusted for the relative size of population.
- The survey was conducted online. For countries where internet penetration is low (such as India, Uganda, Kenya, Peru and Indonesia), it is important to note that the data is representative of the urban online population, which tends to be better educated and financially better off.



Nearly half (48%) of Brazilian parents list their child's personal safety at school as among their three main anxieties about their child at school. This is higher than any other country surveyed.

Global average 34%

Global rank 1st



Eighty-five percent of Brazilian parents rate the quality of teaching at their child's school as fairly good or very good, above the global average of **78%**.

Global average 78%

Global rank 9th



However only slightly more than a quarter of parents (**28%**) rate the quality of free to attend schools in Brazil as good, which is unsurprising given Brazil's rank of **63rd** out of 70 countries in PISA.

Global average 45%

Global rank 23rd



Nearly half (46%) of parents feel they don't spend enough time helping their children with education, more than any other country surveyed except Peru (**48%**) and Uganda (**48%**).

Global average 31%

Global rank 3rd

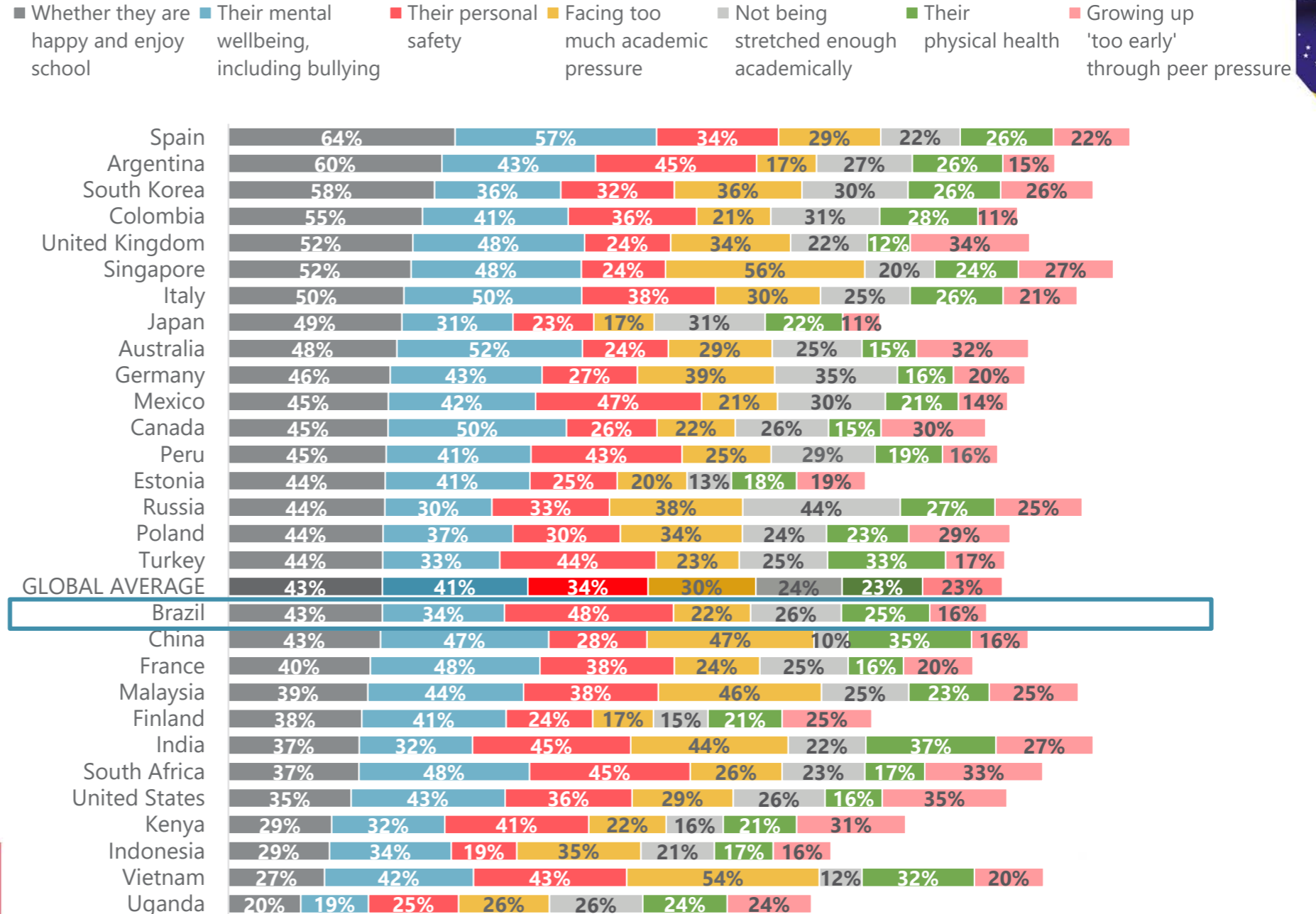


What, if any of the following, causes you the most anxiety about your child at school?

Nearly half (48%) of Brazilian parents list their child's personal safety at school as among their three main anxieties about their child at school. This is higher than any other country surveyed.

GLOBAL PARENTS' SURVEY

Top 7 categories most often chosen as 1st, 2nd or 3rd choice globally



NB: 21% of parents from Indonesia and Finland gave an answer of 'none'

Base: All parents (27380). Research commissioned by the Varkey Foundation, conducted by Ipsos MORI between 8th December 2017 - 15th January 2018.

How would you rate the quality of teaching at your child's current school?

Eighty-five percent of Brazilian parents rate the quality of teaching at their child's school as fairly good or very good, above the global average of **78%**.

*Mean science score in PISA Science 2015

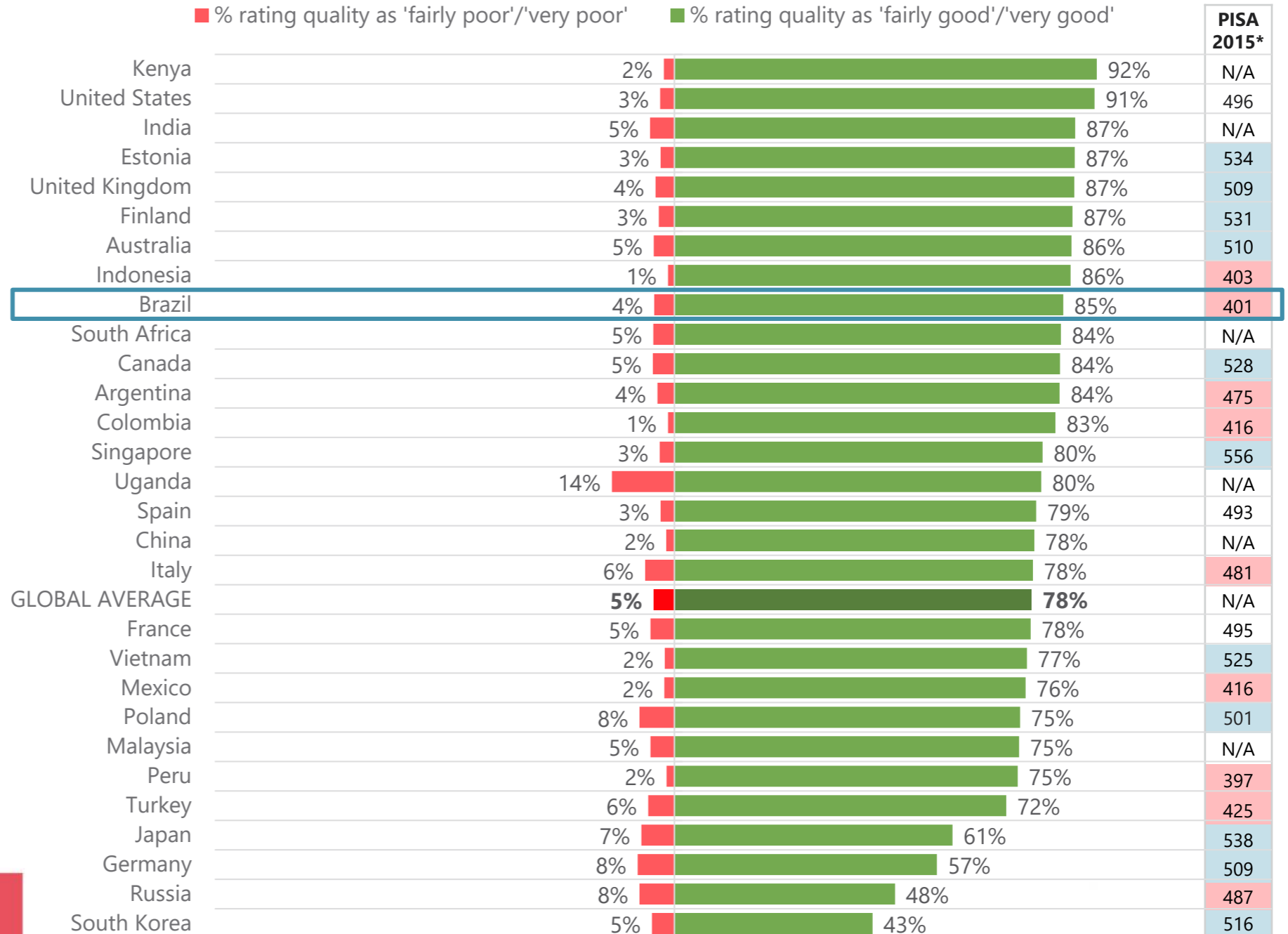
Countries/economies with a mean performance/share of top performers above the OECD average; countries/economies with a share of low achievers below the OECD average

Countries/economies with a mean performance/share of top performers/share of low achievers not significantly different from the OECD average

Countries/economies with a mean performance/share of top performers below the OECD average; countries/economies with a share of low achievers above the OECD average

GLOBAL

PARENTS' SURVEY



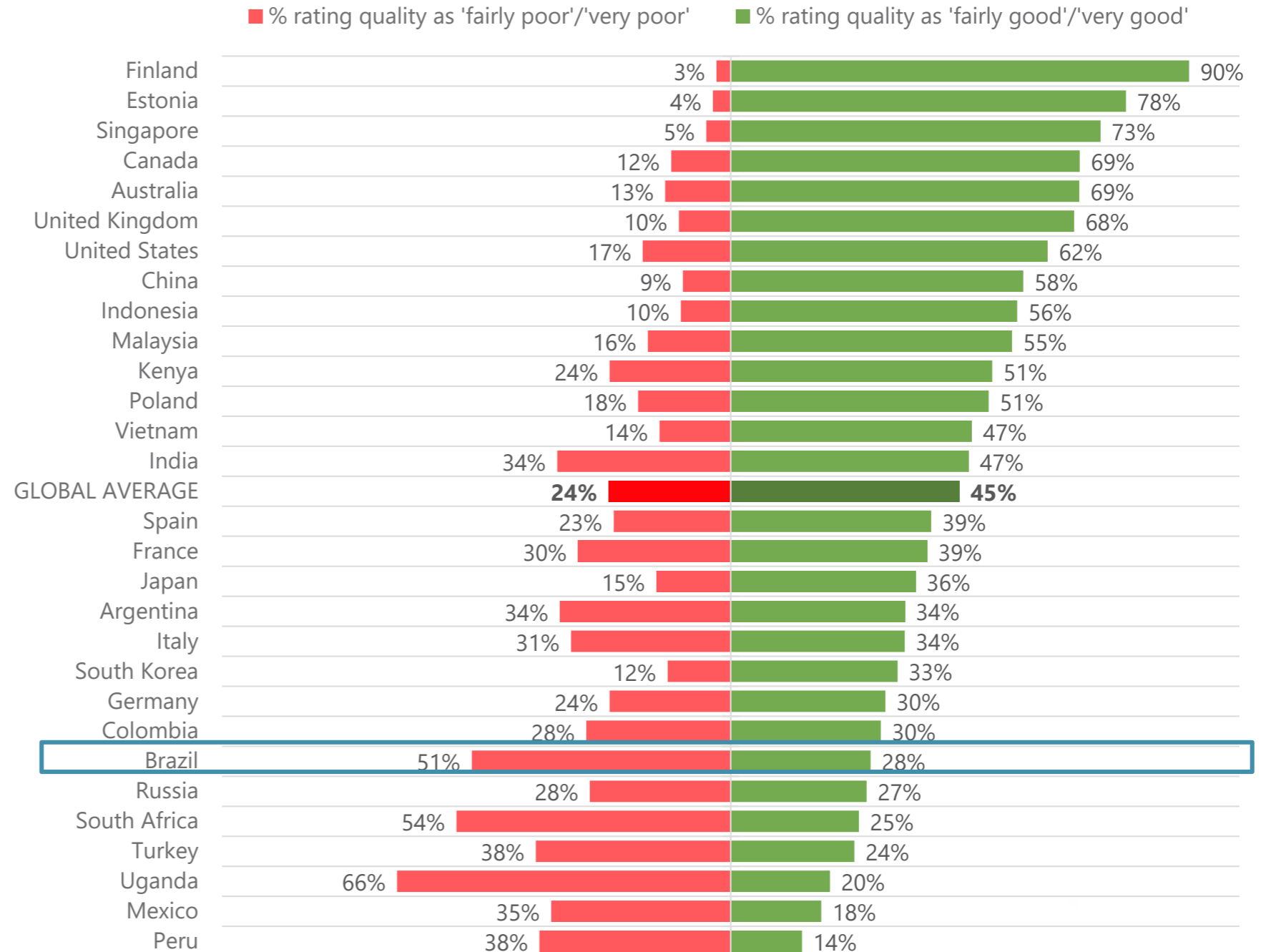
Base: All parents (27380). Research commissioned by the Varkey Foundation, conducted by Ipsos MORI between 8th December 2017 - 15th January 2018.



How would you rate the quality of free to attend government-funded schools in your country?

However only slightly **more than a quarter of parents (28%)** rate the quality of free to attend schools in Brazil as good, which is unsurprising given Brazil's rank of 63rd out of 70 countries in PISA. **Fifty-one percent** of Brazilian parents rate free to attend schools in their country as poor or very poor – higher than any other country surveyed in Latin America.

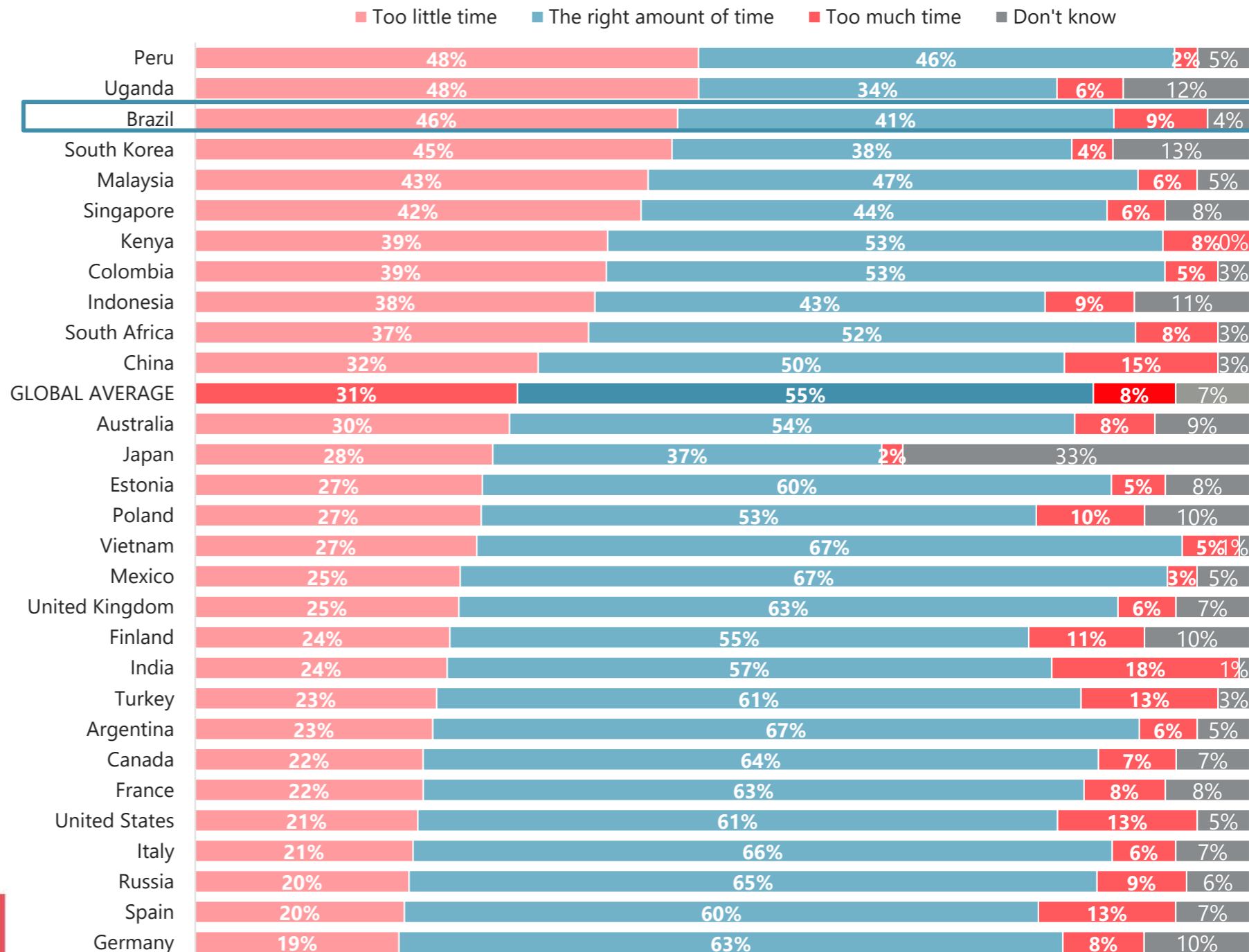
GLOBAL PARENTS' SURVEY



Do you feel you spend too much, too little, or about the right amount of time helping your child academically with their education?

Nearly half (46%) of Brazilian parents feel they don't spend enough time helping their children with education, more than any other country surveyed except Peru (48%) and Uganda (48%).

GLOBAL PARENTS' SURVEY

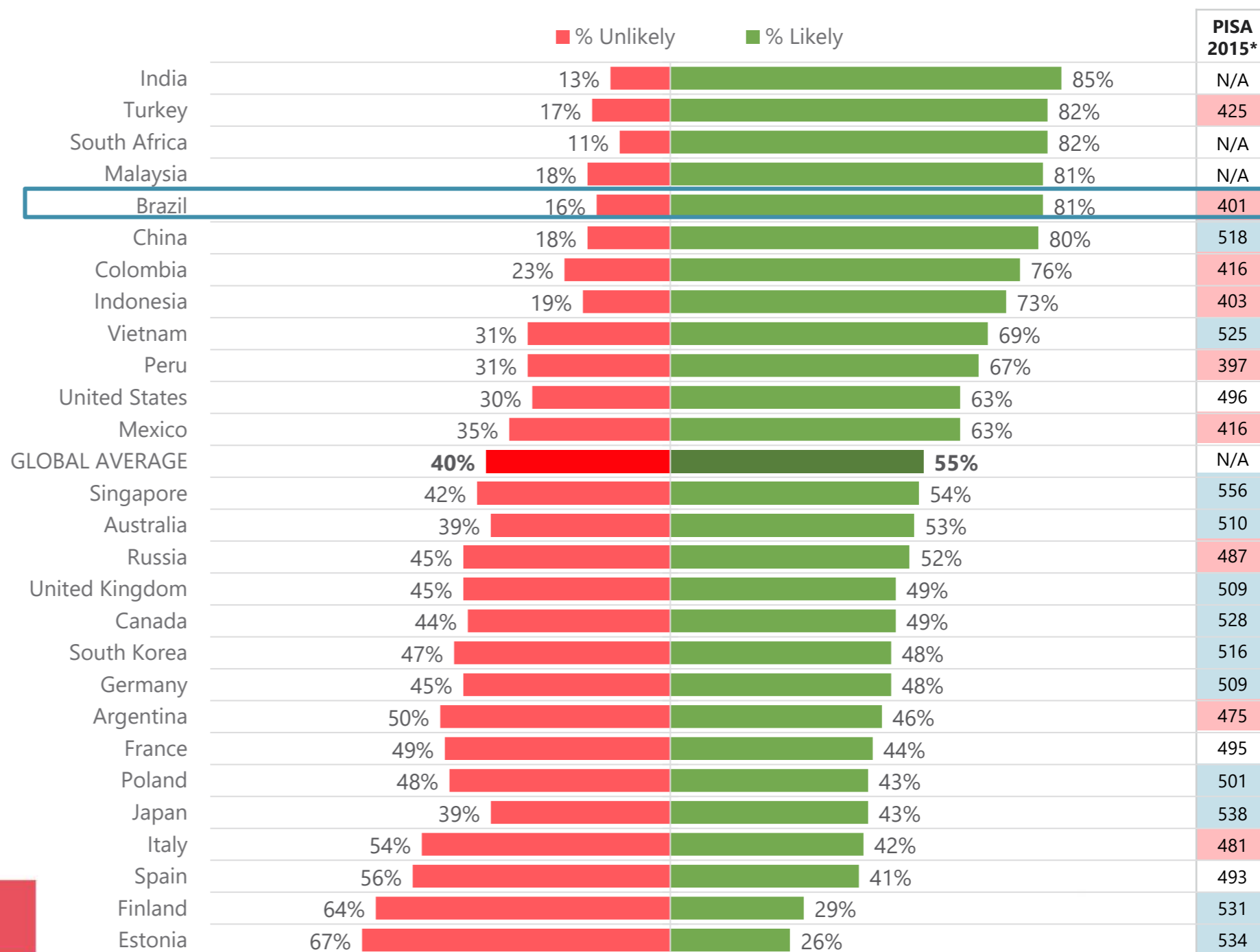


Base: All parents (27380). Research commissioned by the Varkey Foundation, conducted by Ipsos MORI between 8th December 2017 - 15th January 2018.

If it was affordable for you, and if there was an appropriate local place available, how likely would you be to send your child to a fee paying school?

Brazilian parents are among the most likely surveyed in the world to want to send their children to a fee-paying school. **Eighty-one percent** of those whose children attend state school said they would be fairly likely or very likely to send their child to a fee-paying school if they could afford it and there was an appropriate place available. This is the highest in Latin America. Argentines were the least likely surveyed in Latin America with only **46%** of parents saying they would be fairly or very likely to send their child to a fee-paying school if they could afford it and there was an appropriate place available. The global average is **55%**.

GLOBAL PARENTS' SURVEY



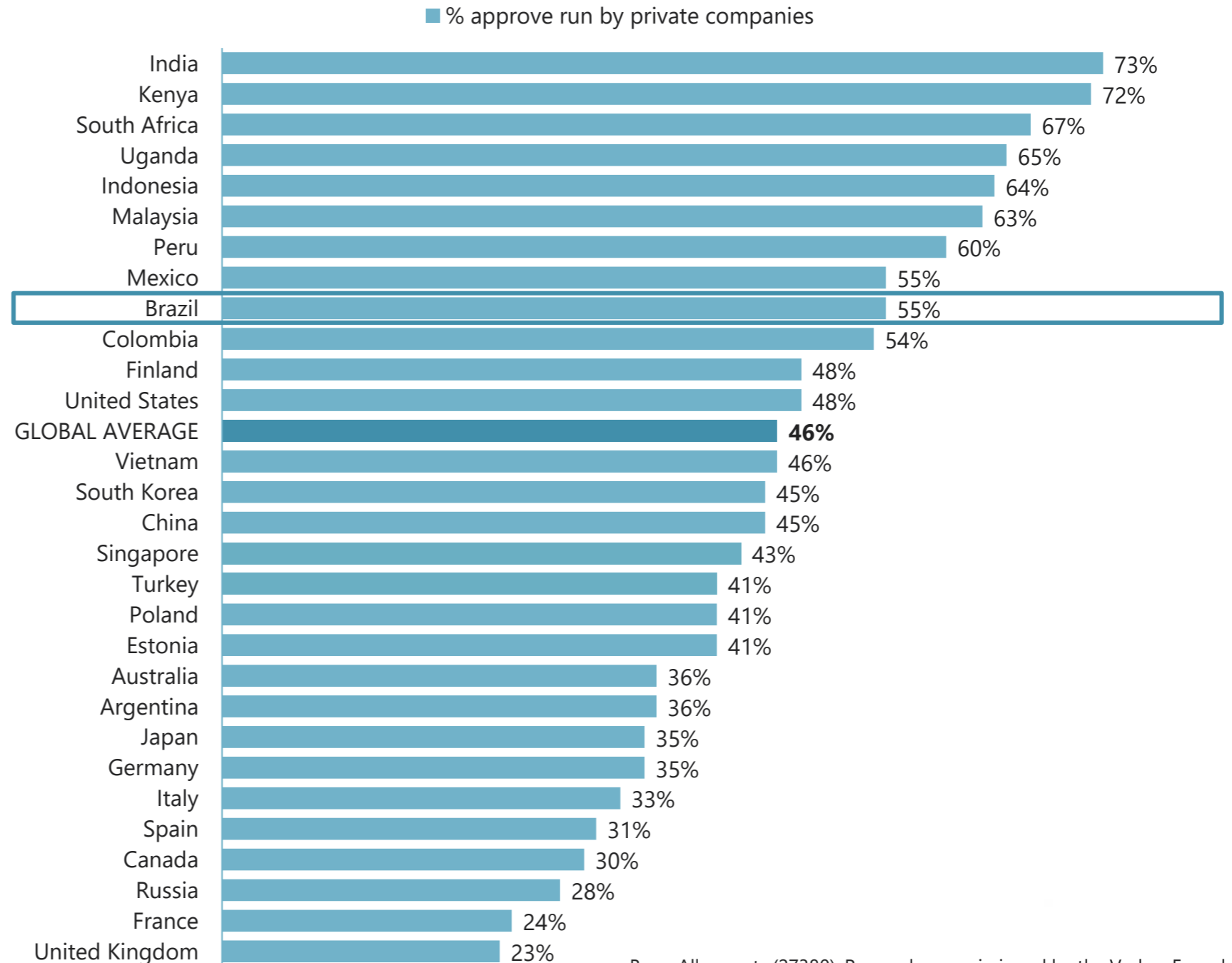
NB: For this filtered question, Uganda and Kenya excluded due to a base size of below 100 Base: Parents of children who attend free to attend government funded schools (16767). Research commissioned by the Varkey Foundation, conducted by Ipsos MORI between 8th December 2017 - 15th January 2018.

To what extent do you approve or disapprove of the following organisations running free to attend schools?

Private companies

More than three times as many Brazilian parents (**55%**) are happy to see private companies run free to attend schools than are opposed (**16%**). Similarly, **55%** approve of private companies in Mexico and **54%** in Colombia, higher than the global average of **46%**. This is higher than Argentina (**36%**) but lower than Peru (**60%**).

GLOBAL PARENTS' SURVEY

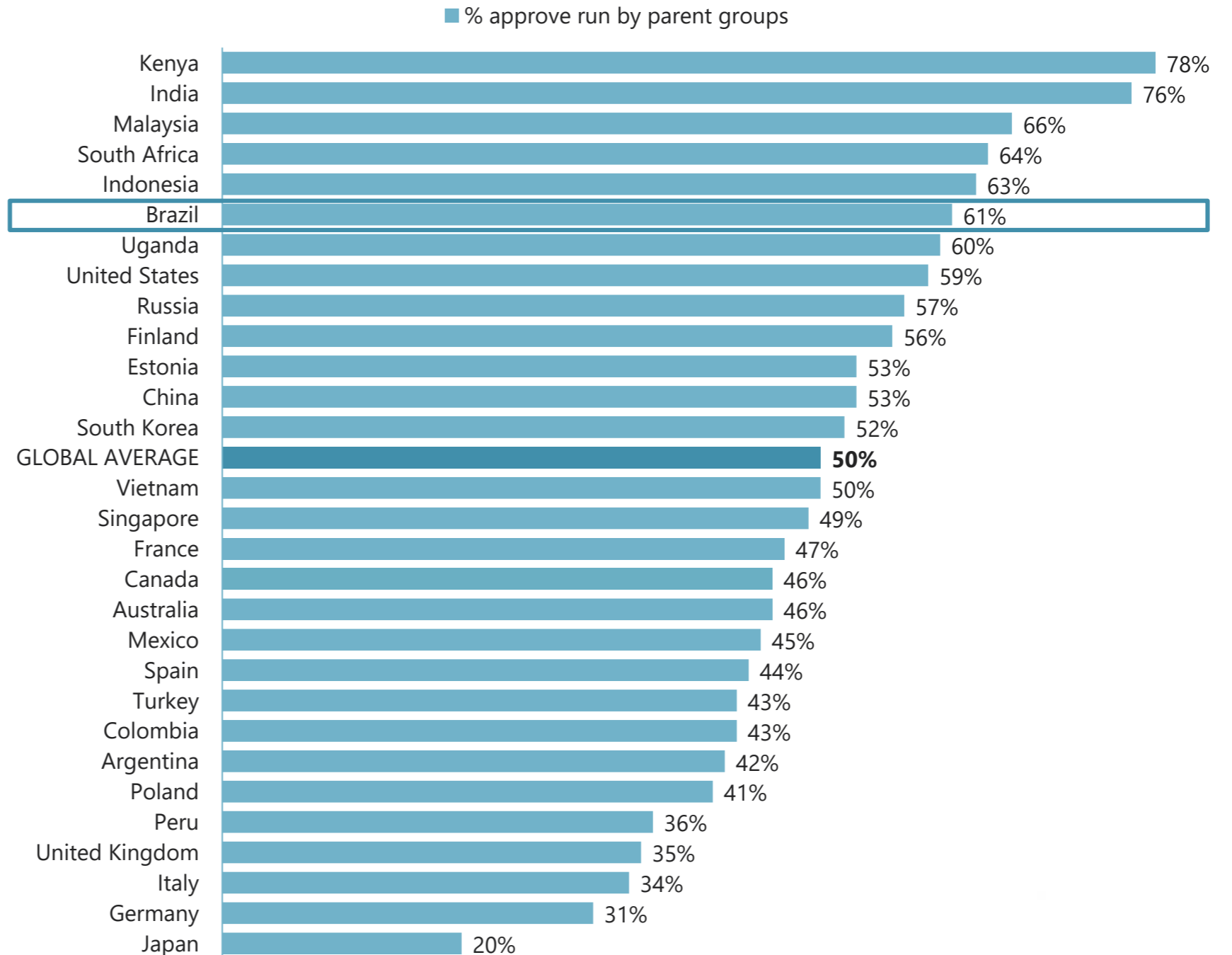


To what extent do you approve or disapprove of the following organisations running free to attend schools?

Parent groups

Parent groups are popular choices for running free to attend schools, with almost two-thirds (61%) of Brazilian parents happy to give their blessing, well above the global average (50%).

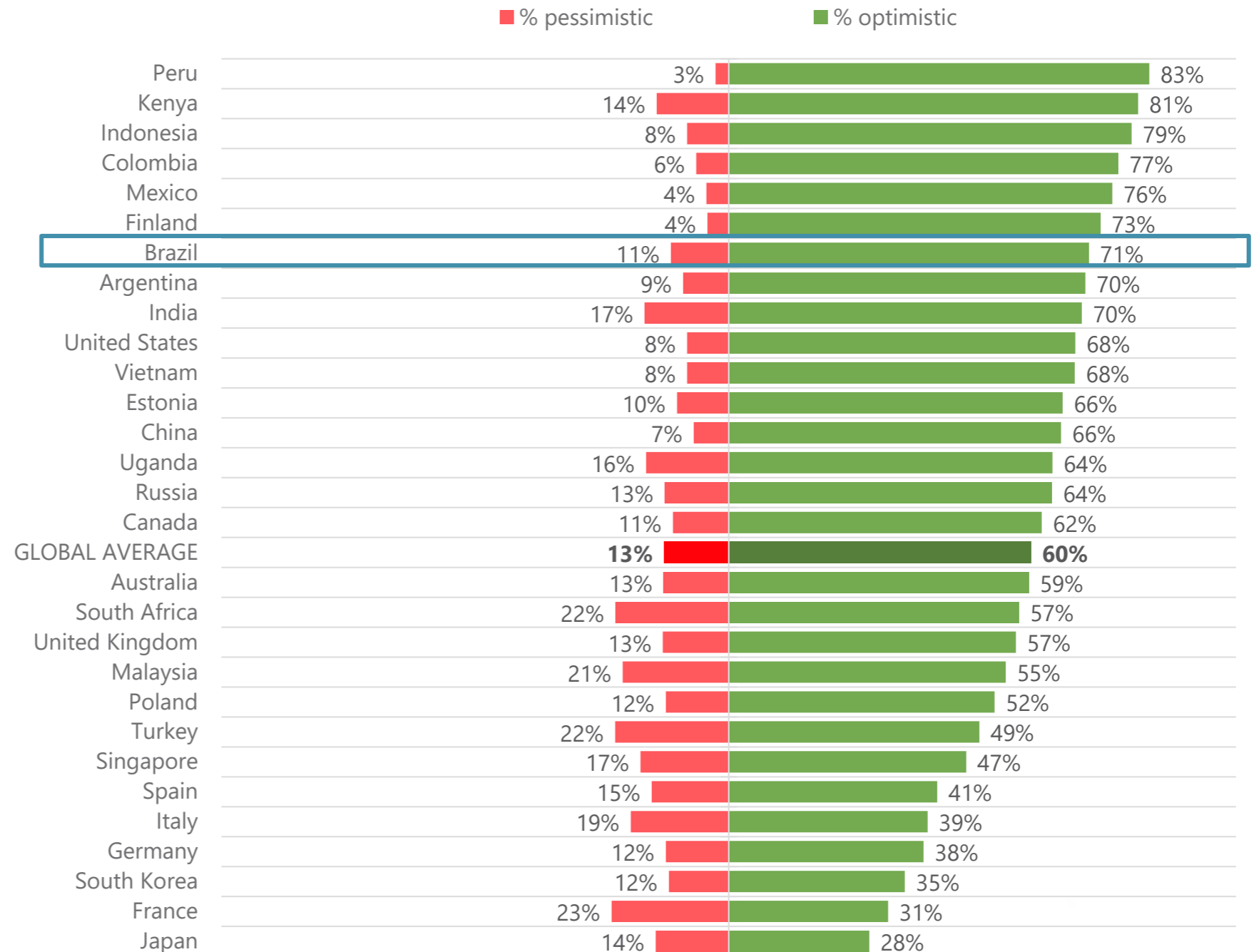
GLOBAL PARENTS' SURVEY



Taking everything into consideration, how optimistic or pessimistic are you about your child's future?

Seventy-one percent of Brazilians are optimistic about their child's future, far higher than the global average of **60%**, but lower than other Latin American countries apart from Argentina (**70%**).

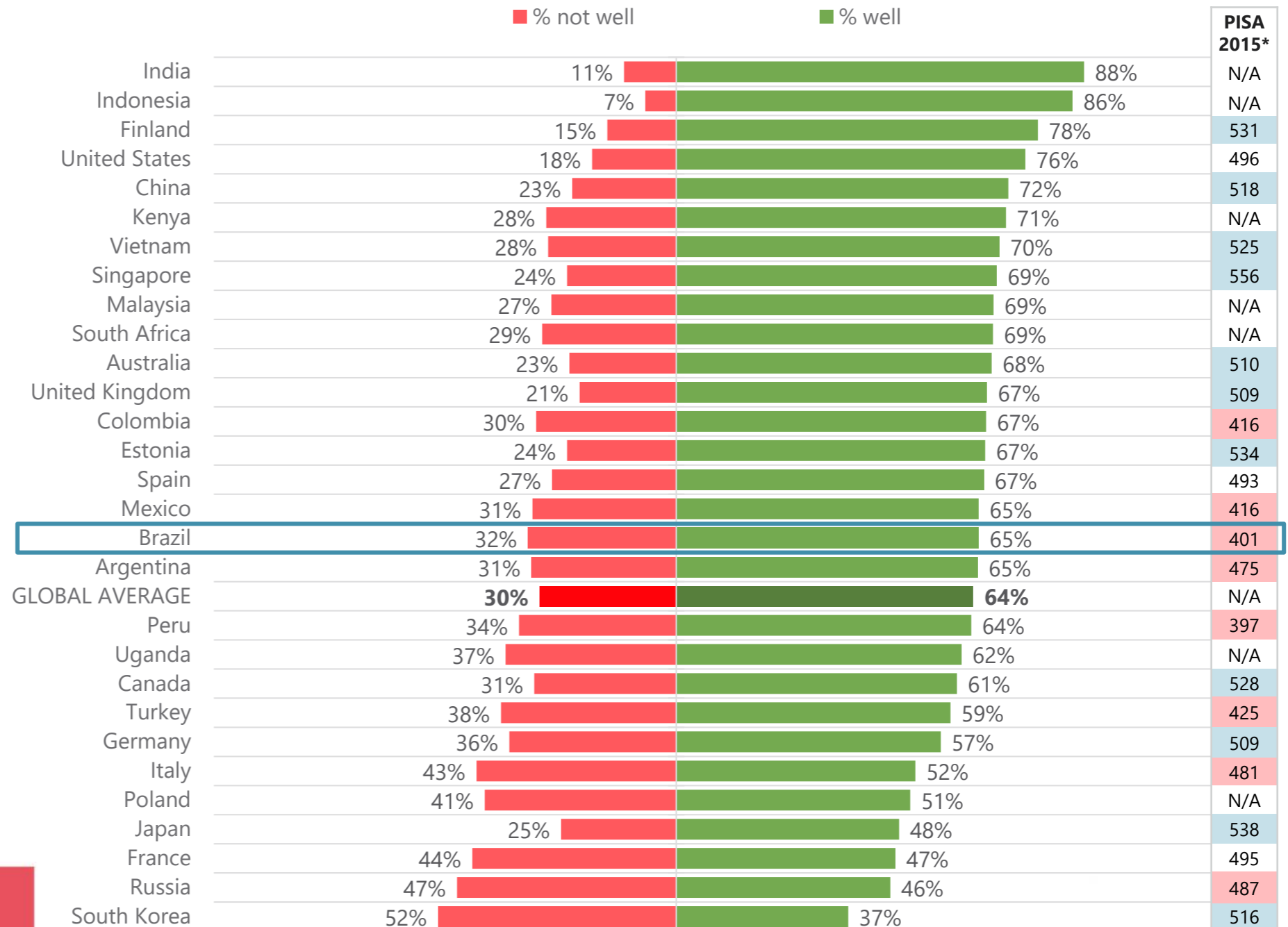
GLOBAL PARENTS' SURVEY



How well, if at all, do you think your child's school is preparing them for the future world of 2030 and beyond?

In keeping with the global average, **65%** think their child's school is preparing them well for the world of 2030 and beyond.

GLOBAL PARENTS' SURVEY



Base: All parents (27380). Research commissioned by the Varkey Foundation, conducted by Ipsos MORI between 8th December 2017 - 15th January 2018.

