



CHINA FINDINGS 2018



GLOBAL PARENTS' SURVEY



METHODOLOGY

On behalf of the Varkey Foundation, Ipsos MORI interviewed **27,380** parents across **29 countries** using an **online survey** via the Ipsos Online Panel system* between the 8th December 2017 and 15th January 2018. These countries were:

Argentina	Japan	United Kingdom
India	Spain	Finland
Singapore	China	Peru
Australia	Kenya**	United States
Indonesia	Turkey	France
South Africa	Colombia	Poland
Brazil	Malaysia	Vietnam
Italy	Uganda**	Germany
South Korea	Estonia**	Russia
Canada	Mexico	

- 1,000 parents took part in **China**. Results contain 1,000 interviews from all other countries except Estonia (500), Kenya (501) and Uganda (371).
- Data has been weighted by age, gender and region of child and corrected for gender of parent.
- As such, the survey is representative of parents of children aged 4-18 in education, based on these characteristics, with equal views from mothers and fathers.
- All countries contribute equally to the total global average. Data has not been adjusted for the relative size of population.
- The survey was conducted online. For countries where internet penetration is low (such as India, Uganda, Kenya, Peru and Indonesia), it is important to note that the data is representative of the urban online population, which tends to be better educated and financially better off.



Seventy percent of Chinese parents say education standards have improved in the last 10 years, higher than any other country surveyed apart from India (**72%**) and equal to Singapore.

Global average 40%


Global rank 2nd



Less than one in ten (9%) Chinese parents think free to attend schools in their country are fairly or very poor, lower than any other country surveyed apart from Finland (**3%**) and Estonia (**4%**) and Singapore (**5%**).

Global average 24%

Global rank 4th



Forty-two percent of parents in China list health/disease as among their top three anxieties about their child's future, more than any other country surveyed apart from Spain (46%).

Global average 26%


Global rank 2nd



Eighty percent of parents whose children attend state schools say they would be fairly likely or very likely to send their child to a fee-paying school if they could afford it and there was a suitable place available.

Global average 55%

Global rank 6th



Only **10%** of Chinese parents think their child is not being stretched enough academically at school, the lowest surveyed in the world.

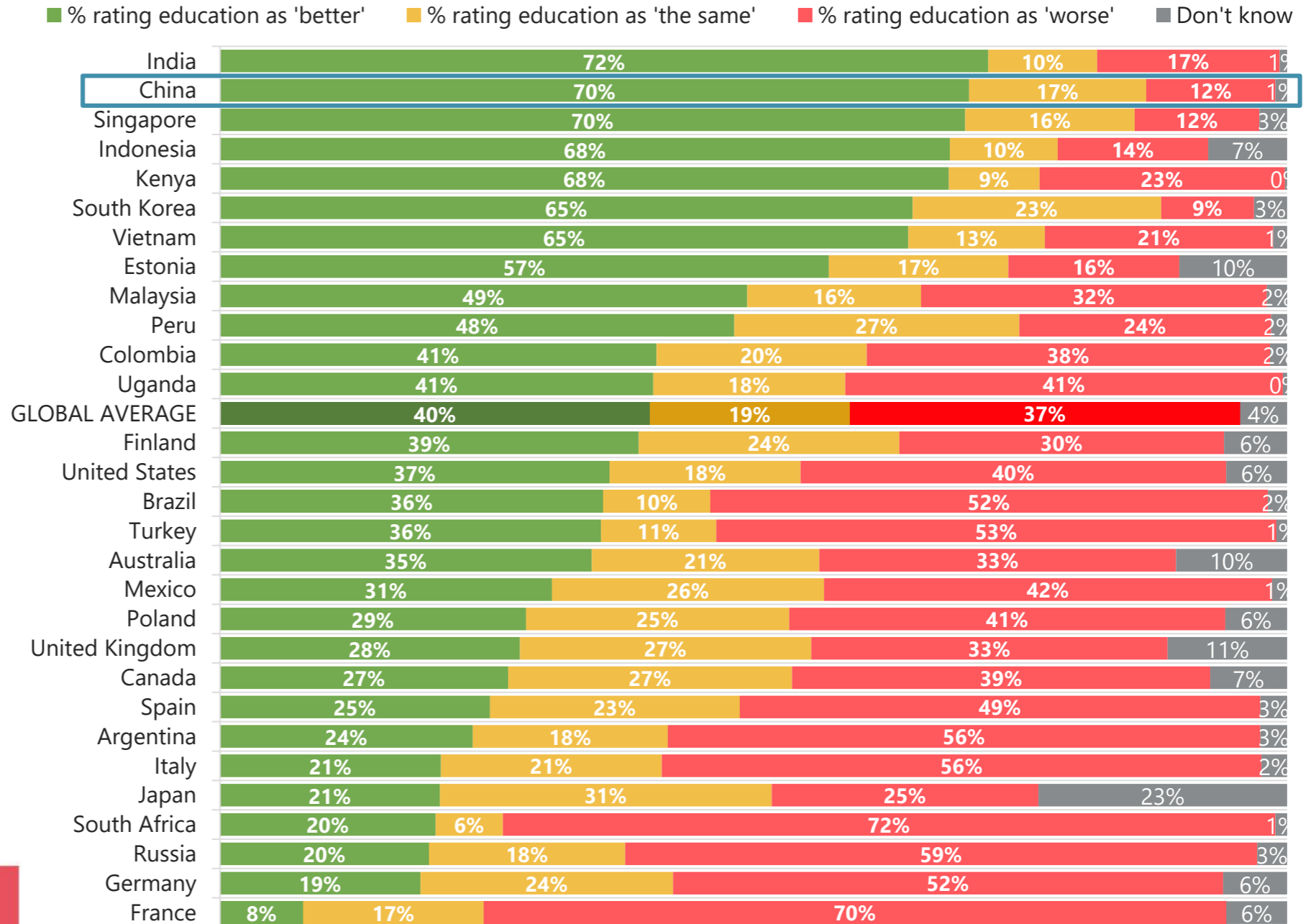
Global average 24%

Global rank 29th

Do you think the standard of education in your country has become better or worse over the last 10 years?

Seventy percent of Chinese parents say education standards have improved in the last 10 years, higher than any other country surveyed apart from India (72%) and equal to Singapore (70%).

GLOBAL PARENTS' SURVEY

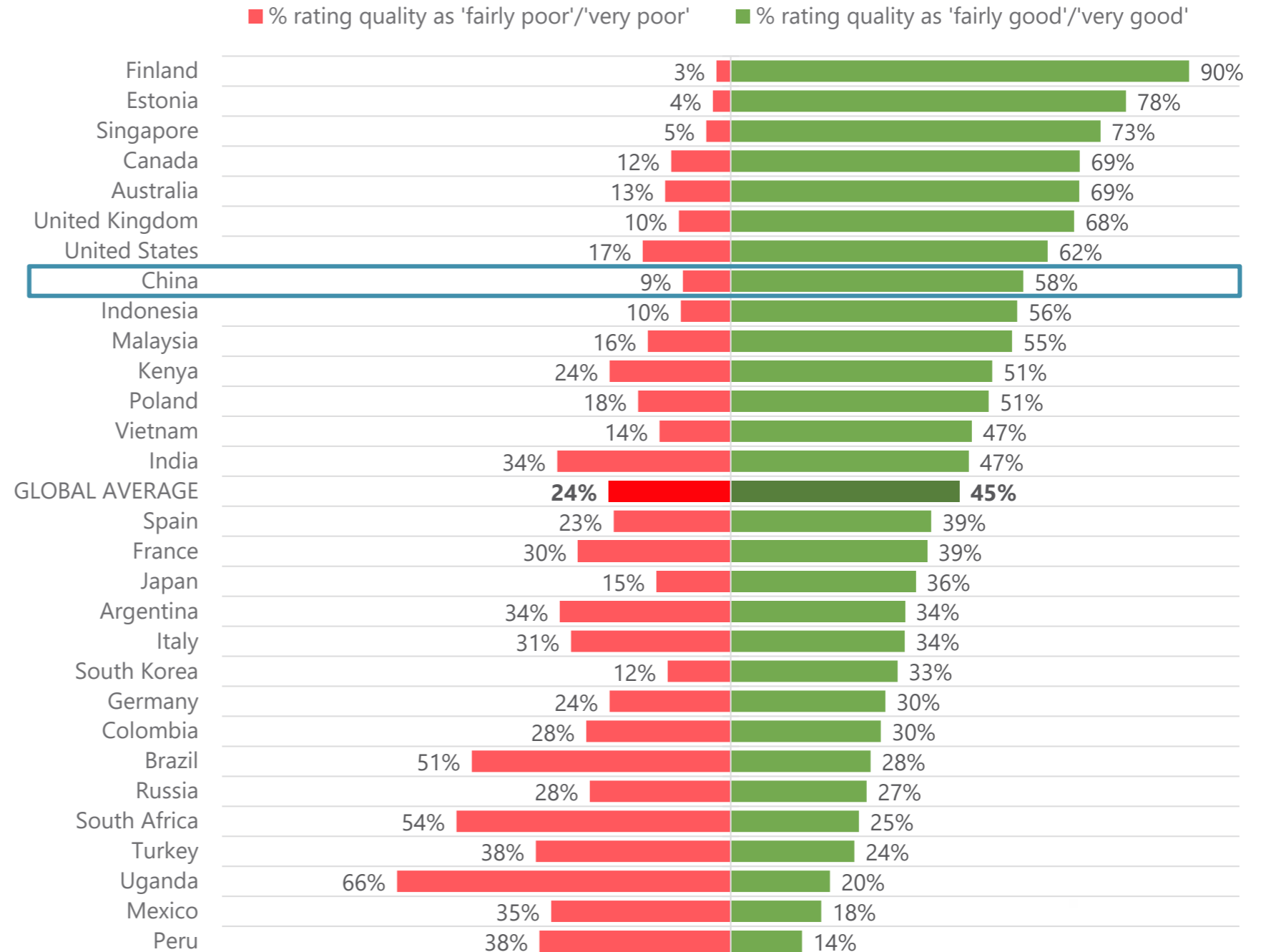


Base: All parents (27380). Research commissioned by the Varkey Foundation, conducted by Ipsos MORI between 8th December 2017 - 15th January 2018.

How would you rate the quality of free to attend government-funded schools in your country?

Less than one in ten (9%) Chinese parents think free to attend schools in their country are fairly or very poor, lower than any other country surveyed apart from Finland (3%) and Estonia (4%) and Singapore (5%). The global average is 24%.

GLOBAL PARENTS' SURVEY



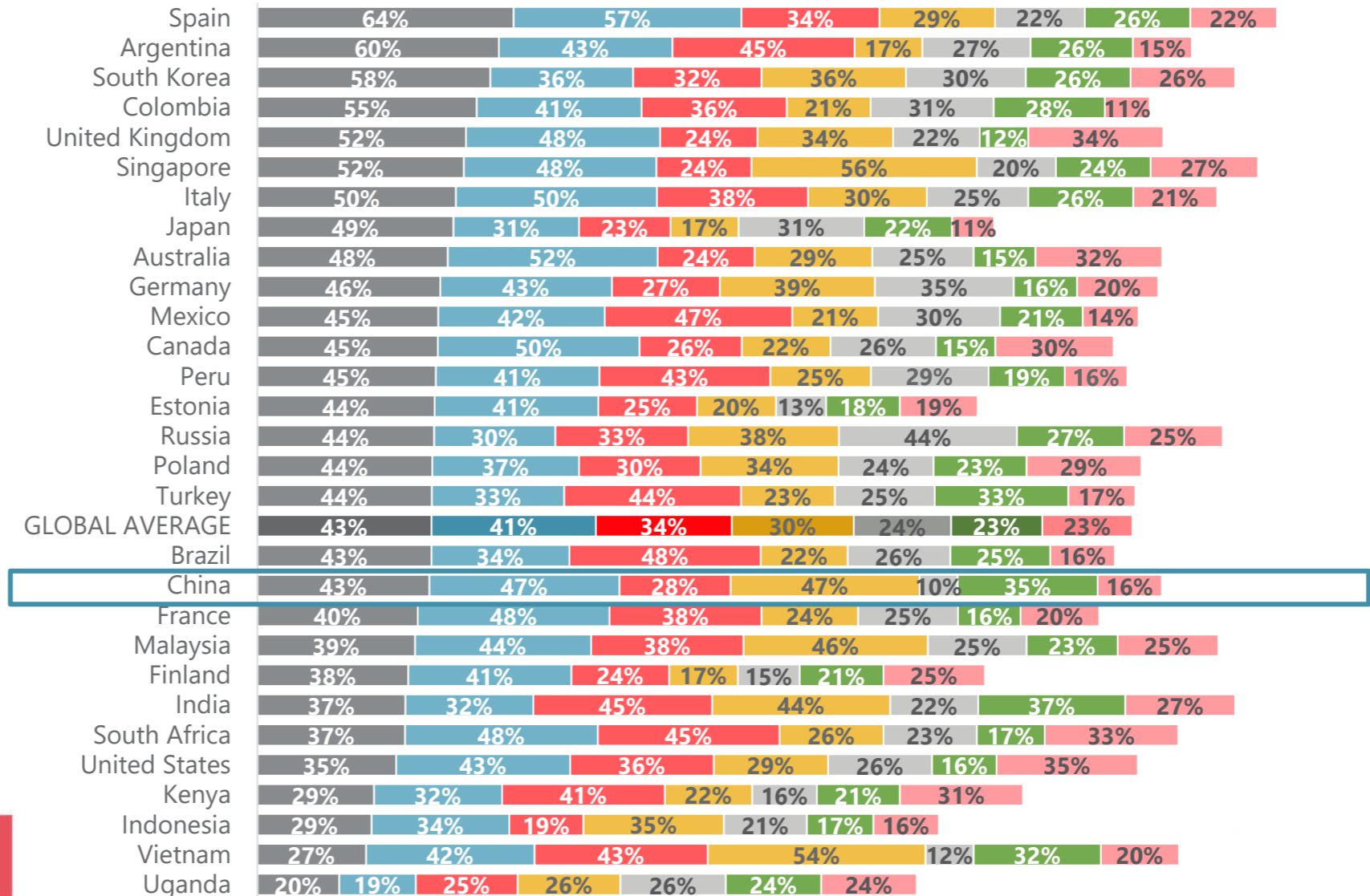
What, if any of the following, causes you the most anxiety about your child at school?

Only **10%** of Chinese parents think their child is not being stretched enough academically at school, the lowest surveyed in the world.

GLOBAL PARENTS' SURVEY

Top 7 categories most often chosen as 1st, 2nd or 3rd choice globally

- Whether they are happy and enjoy school
- Their mental wellbeing, including bullying
- Their personal safety
- Facing too much academic pressure
- Not being stretched enough academically
- Their physical health
- Growing up 'too early' through peer pressure



NB: 21% of parents from Indonesia and Finland gave an answer of 'none'

Base: All parents (27380). Research commissioned by the Varkey Foundation, conducted by Ipsos MORI between 8th December 2017 - 15th January 2018.

If it was affordable for you, and if there was an appropriate local place available, how likely would you be to send your child to a fee paying school?

Eighty percent of parents whose children attend state schools say they would be fairly likely or very likely to send their child to a fee-paying school if they could afford it and there was a suitable place available.

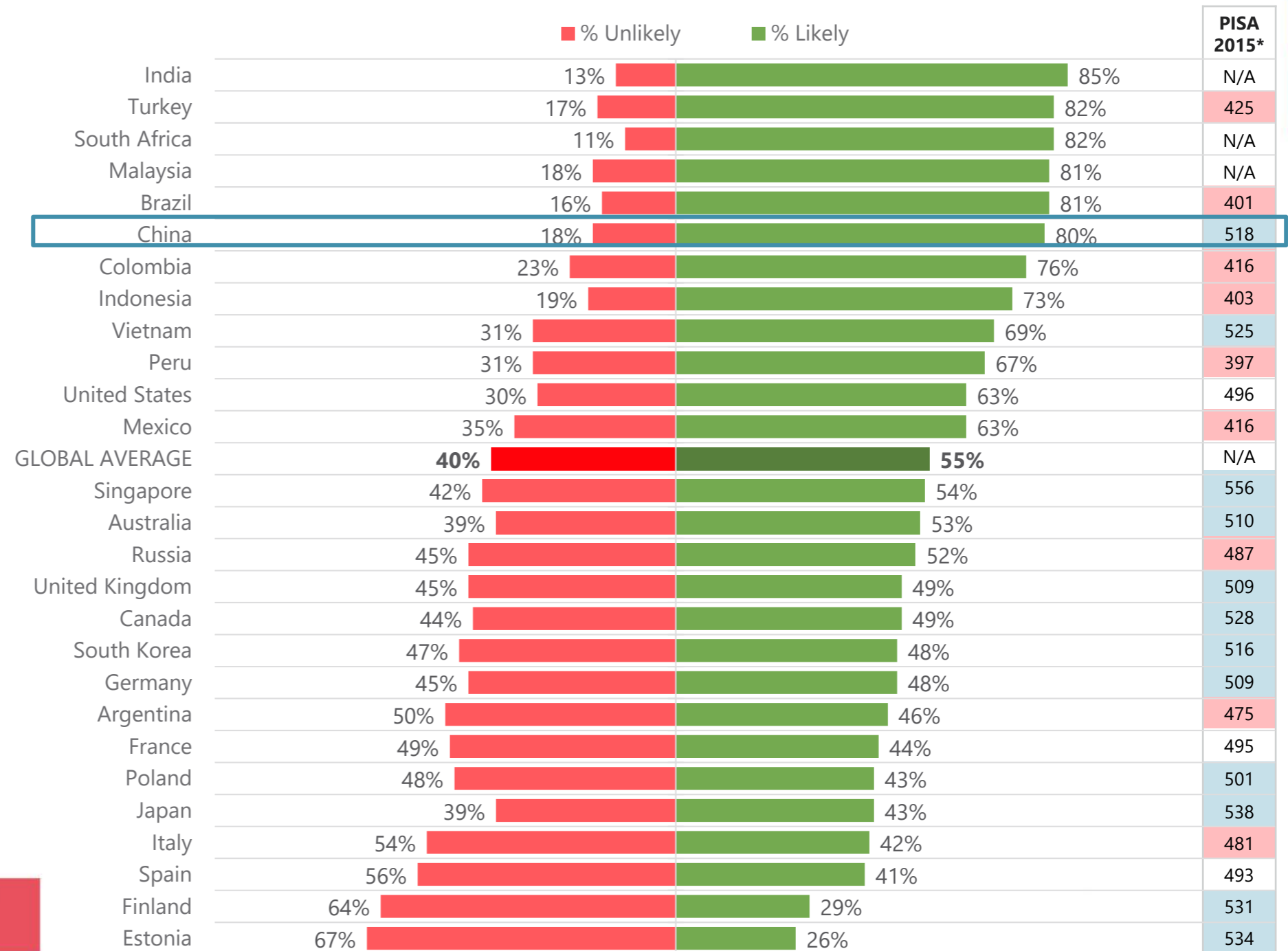
*Mean science score in PISA 2015

Countries/economies with a mean performance/share of top performers above the OECD average; countries/economies with a share of low achievers below the OECD average

Countries/economies with a mean performance/share of top performers/share of low achievers not significantly different from the OECD average

Countries/economies with a mean performance/share of top performers below the OECD average; countries/economies with a share of low achievers above the OECD average

GLOBAL PARENTS' SURVEY



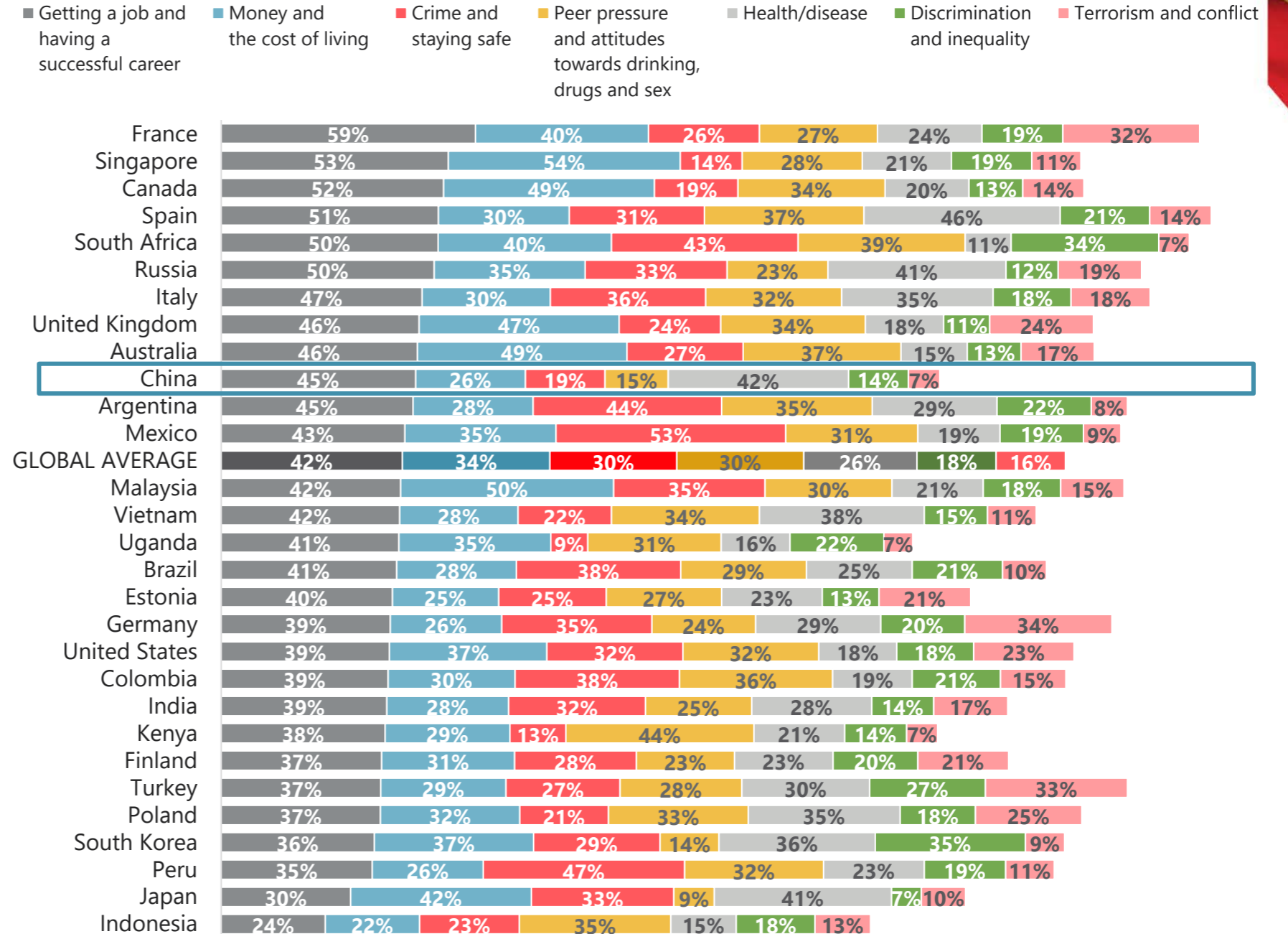
NB: For this filtered question, Uganda and Kenya excluded due to a base size of below 100 Base: Parents of children who attend free to attend government funded schools (16767). Research commissioned by the Varkey Foundation, conducted by Ipsos MORI between 8th December 2017 - 15th January 2018.

What, if any of the following, causes you the most anxiety about your child's future?

Forty-two percent of parents in China list health/disease as among their top three anxieties about their child's future, more than any other country surveyed apart from Spain (46%).

GLOBAL PARENTS' SURVEY

Top 7 categories most often chosen as 1st, 2nd or 3rd choice globally



NB: 30% of parents from Indonesia gave an answer of 'don't know'

Base: All parents (27380). Research commissioned by the Varkey Foundation, conducted by Ipsos MORI between 8th December 2017 - 15th January 2018.