

INDIA FINDINGS 2018



GLOBAL PARENTS' SURVEY



METHODOLOGY

On behalf of the Varkey Foundation, Ipsos MORI interviewed **27,380** parents across **29 countries** using an **online survey** via the Ipsos Online Panel system* between the 8th December 2017 and 15th January 2018. These countries were:

Argentina	Japan	United Kingdom
India	Spain	Finland
Singapore	China	Peru
Australia	Kenya**	United States
Indonesia	Turkey	France
South Africa	Colombia	Poland
Brazil	Malaysia	Vietnam
Italy	Uganda**	Germany
South Korea	Estonia**	Russia
Canada	Mexico	

- 1000 parents took part in **India**. Results contain 1,000 interviews from all other countries except Kenya (501), Estonia (500) and Uganda (371).
- The survey was conducted online. For countries where internet penetration is low (such as **India**, Uganda, Kenya, Estonia and Indonesia), it is important to note that the data is representative of the urban online population, which tends to be better educated and financially better off.
- Data has been weighted by age, gender and region of child and corrected for gender of parent.
- As such, the survey is representative of parents of children aged 4-18 in education, based on these characteristics, with equal views from mothers and fathers.
- All countries contribute equally to the total global average. Data has not been adjusted for the relative size of population.

*In countries where Ipsos Online Panel System had low coverage, local panel providers who were members of ESOMAR were used instead.

**These countries are relatively underdeveloped in terms of online surveying, and therefore contained a lower sample to avoid over-representing the relatively small online population



Almost three-quarters (72%) of Indian parents say education standards have improved in the last 10 years, higher than any other country surveyed.

Global average 40%

Global rank 1st



Indian parents are the most likely of all the countries surveyed to help their children with their education, with **95%** reporting they do so. They are also spending longer helping their children, with **62%** spending 7 or more hours a week.

Global average 77%

Global rank 1st



Eighty-seven percent rated the quality of teaching at their child's school as good, compared with a global average of **78%**, but only **47%** rated the quality of free to attend schools as good, compared with a global average of **45%**.

Global average 78%

Global rank 3rd



Eighty-five percent of Indian parents whose child attends a state school would be fairly likely or very likely to send their child to a fee paying school if they could afford it and there was a suitable place available.

Global average 85%

Global rank 1st



Only **7%** of Indians thought they didn't have a choice of schools – lower than any other country surveyed apart from Indonesia (**7%**).

Global average 23%

Global rank 1st



Indian parents show the highest level of support of all the countries surveyed for private companies running free to attend schools (**73%**). Religious organisations are less popular with **55%** approval, but that is still well above the global average (**40%**).

Global average 46%

Global rank 1st



Indian parents are the most optimistic of all the countries surveyed about their child's school preparing them for the future, with **88%** saying their child's school is preparing them well for the world of 2030 and beyond. The global average is **64%**.

Global average 64%

Global rank 1st



Their child's personal safety at school is Indian parents' top concern, with **45%** listing it as among their three main anxieties about their child at school. This is higher than any other country surveyed apart from Brazil (**48%**) and Mexico (**47%**).

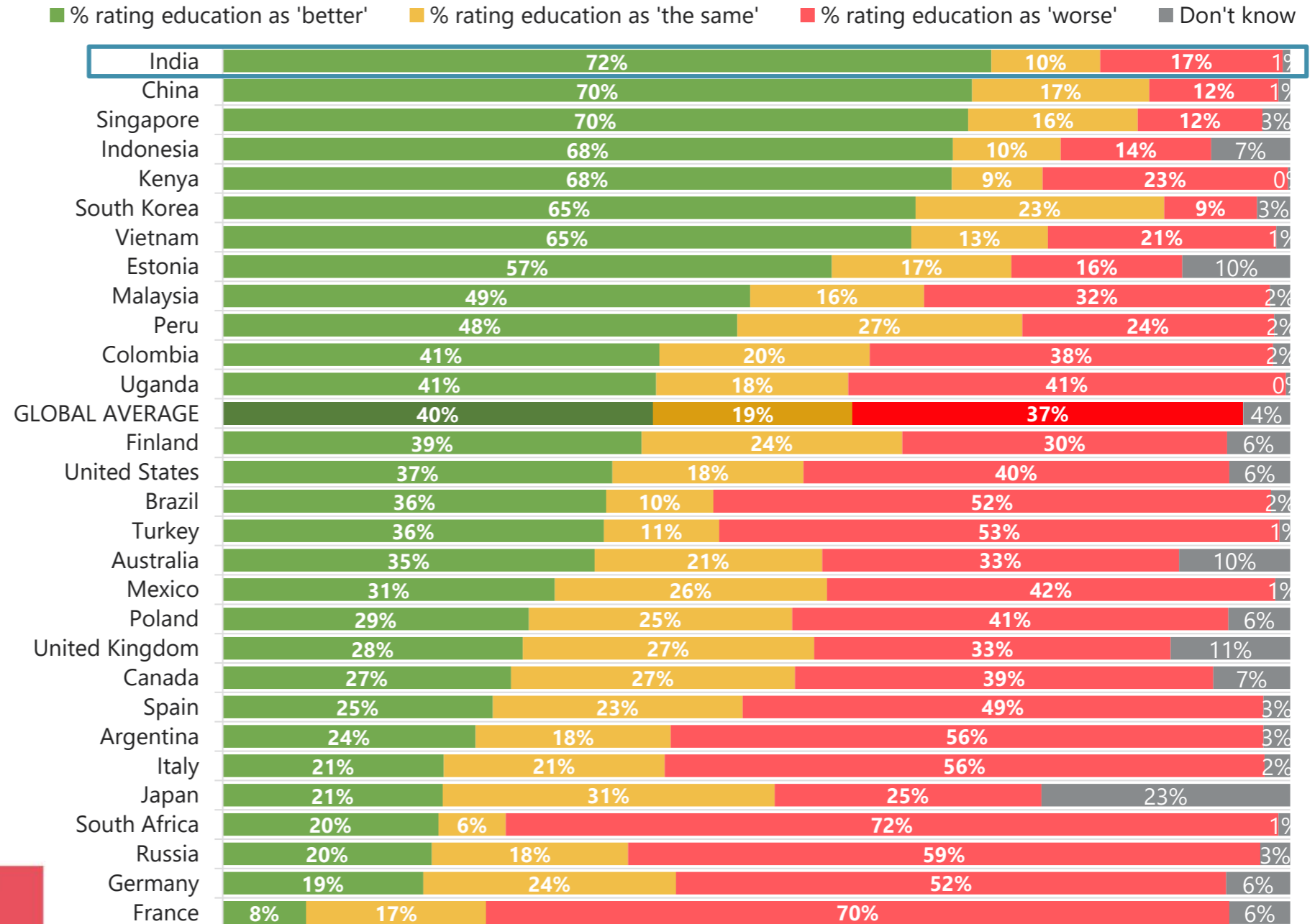
Global average 34%

Global rank 3rd

Do you think the standard of education in your country has become better or worse over the last 10 years?

Almost three-quarters (72%) of Indian parents say education standards have improved in the last 10 years, higher than any other country surveyed.

GLOBAL PARENTS' SURVEY



On average, how much time, if any, do you personally spend helping your child academically with their education per week (e.g. help reading to them or helping with homework)?

Indian parents are the most likely of all the countries surveyed to help their children with their education, with **95%** reporting they do so. They are also spending longer helping their children, with **62%** spending 7 or more hours a week.

*Mean science score in PISA 2015

Countries/economies with a mean performance/share of top performers above the OECD average; countries/economies with a share of low achievers below the OECD average

Countries/economies with a mean performance/share of top performers/share of low achievers not significantly different from the OECD average

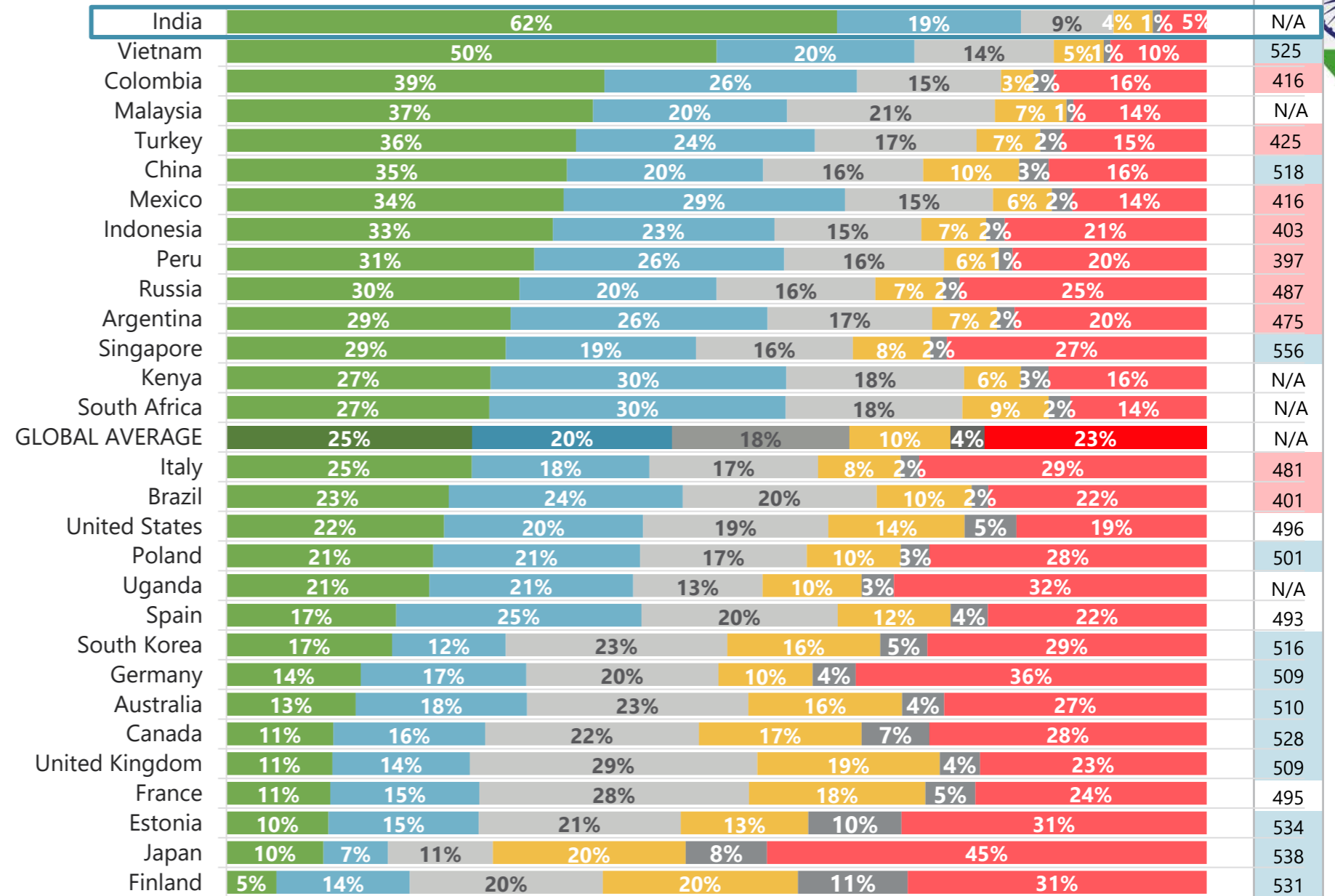
Countries/economies with a mean performance/share of top performers below the OECD average; countries/economies with a share of low achievers above the OECD average

GLOBAL

PARENTS' SURVEY

Time spent helping academically with homework per week

■ 7 hours or more ■ between 4 and 7 hours ■ between 2 and 4 hours ■ between 1 and 2 hours ■ less than 1 hour ■ None

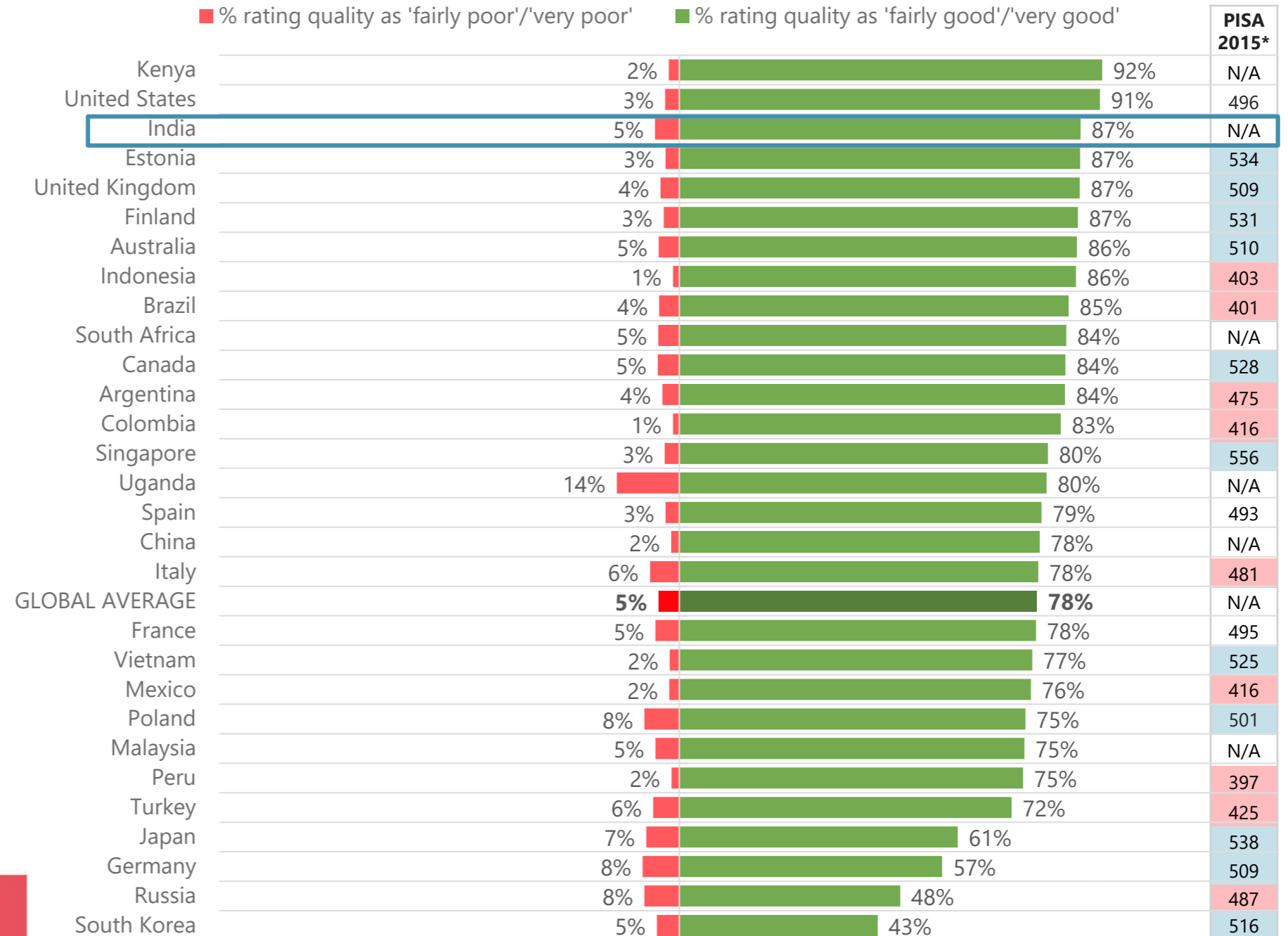


Base: All parents (27380). Research commissioned by the Varkey Foundation, conducted by Ipsos MORI between 8th December 2017 - 15th January 2018.

How would you rate the quality of teaching at your child's current school?

Eighty-seven percent of Indian parents rated the quality of teaching at their child's school as good, compared with a global average of **78%**,

GLOBAL PARENTS' SURVEY

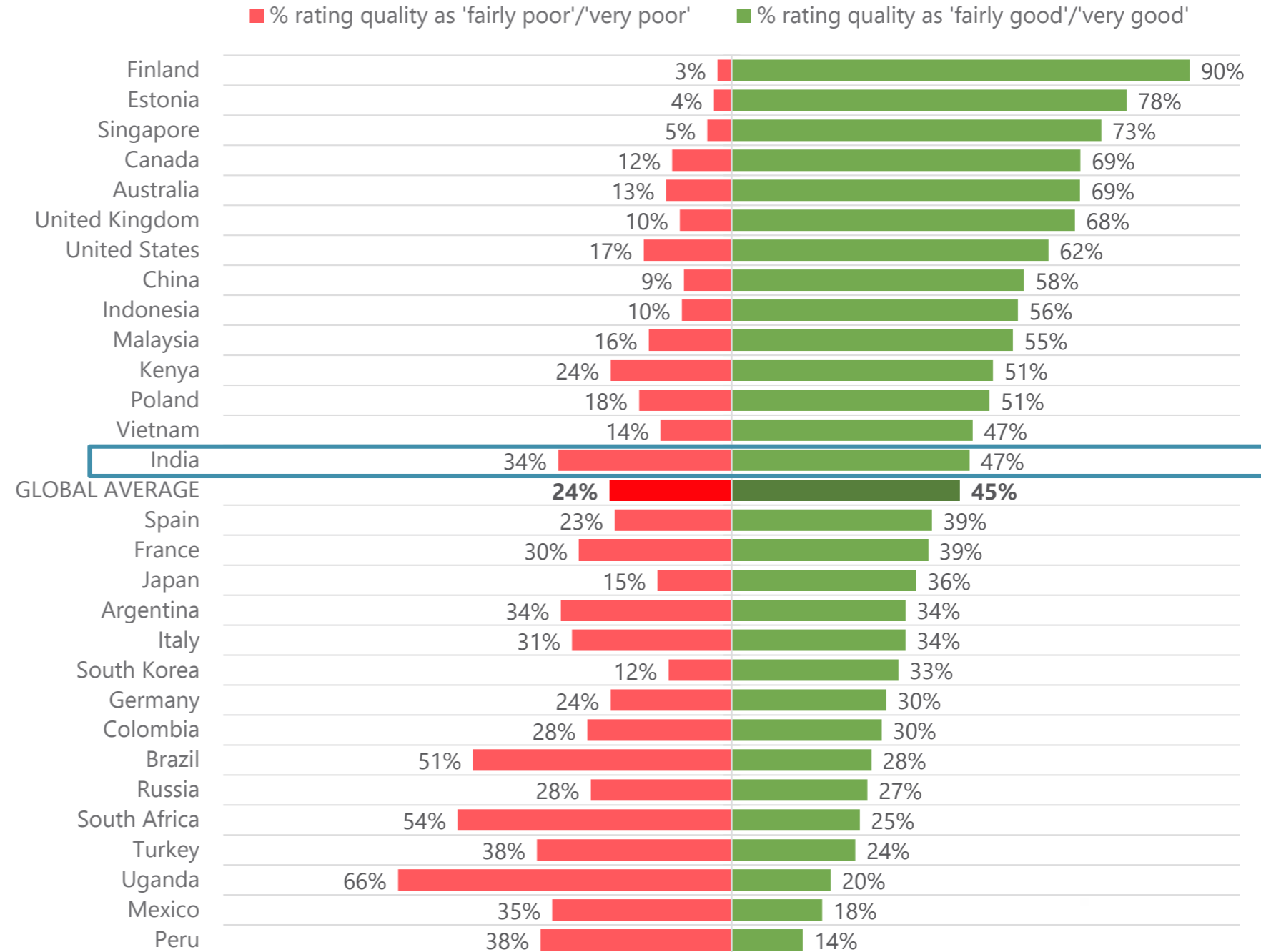




How would you rate the quality of free to attend government-funded schools in your country?

However, only **47%** rated the quality of free to attend schools as good, compared with a global average of **45%**.

GLOBAL PARENTS' SURVEY

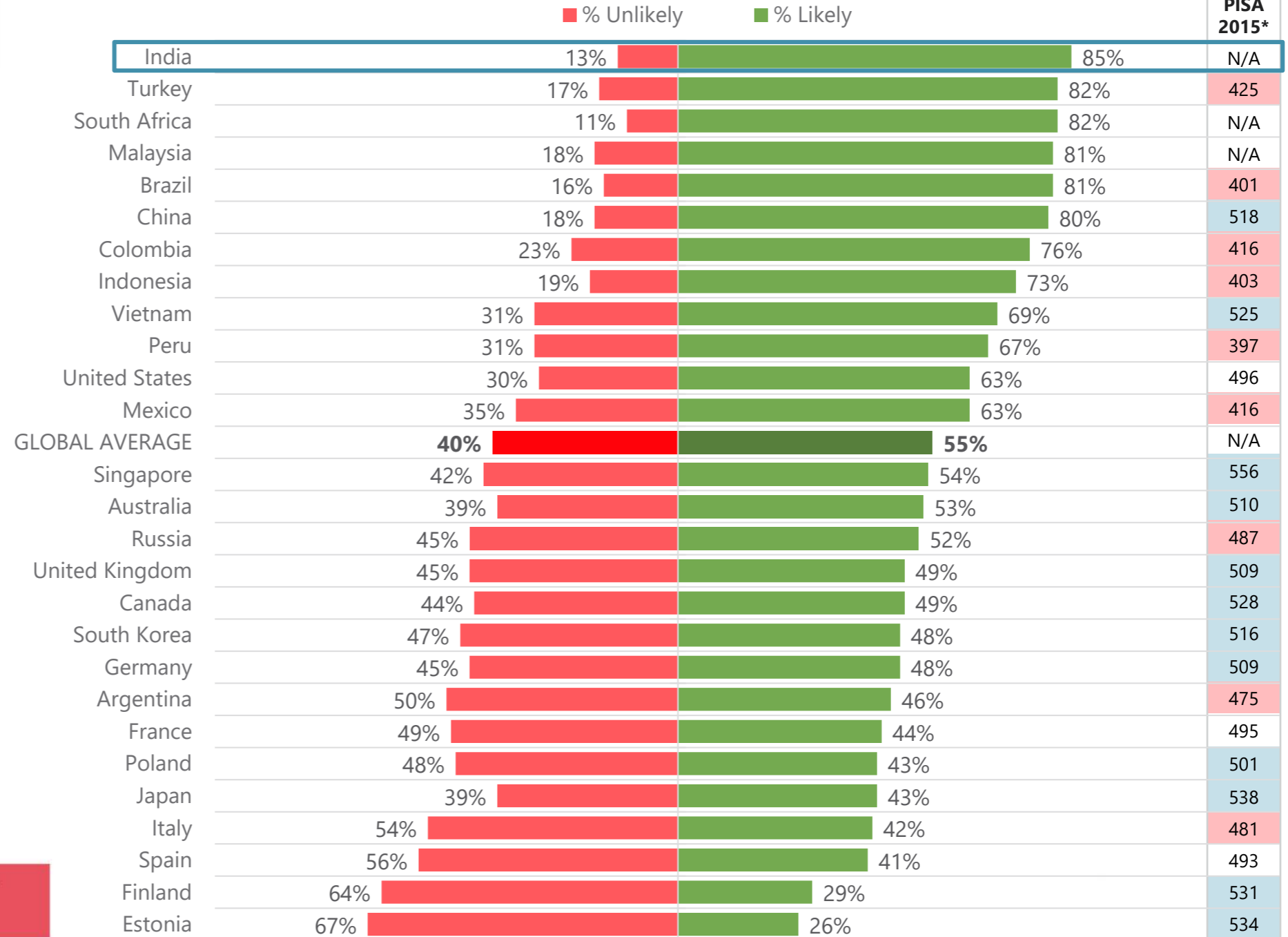


Base: All parents (27380). Research commissioned by the Varkey Foundation, conducted by Ipsos MORI between 8th December 2017 - 15th January 2018.

If it was affordable for you, and if there was an appropriate local place available, how likely would you be to send your child to a fee paying school?

Eighty-five percent of Indian parents whose child attends a state school would be fairly likely or very likely to send their child to a fee paying school if they could afford it and there was a suitable place available.

GLOBAL PARENTS' SURVEY

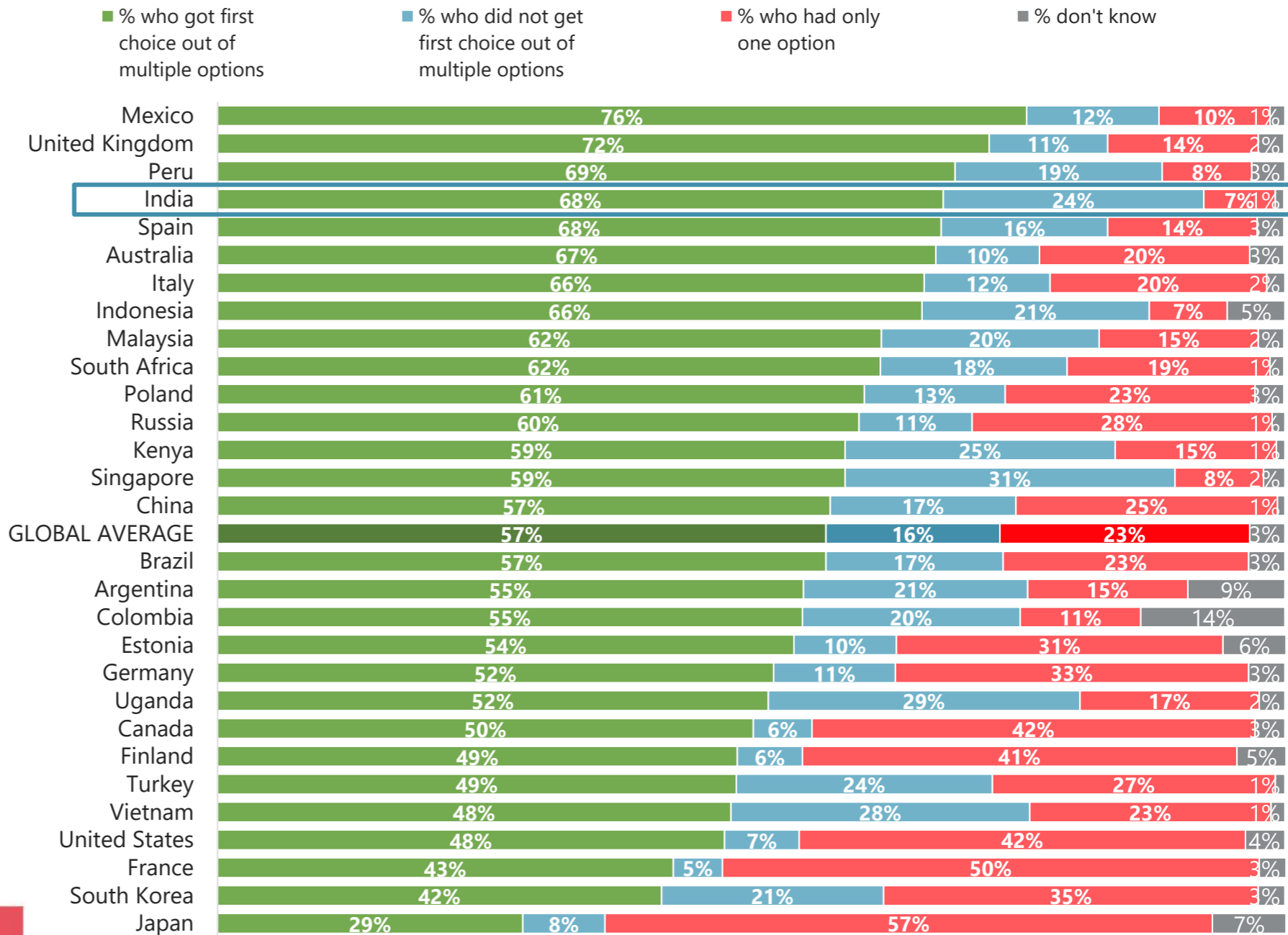


NB: For this filtered question, Uganda and Kenya excluded due to a base size of below 100. Base: Parents of children who attend free to attend government funded schools (16767). Research commissioned by the Varkey Foundation, conducted by Ipsos MORI between 8th December 2017 - 15th January 2018.

Which of the following statements best describes your experience of choosing your child's current school?

Only 7% of Indians thought they didn't have a choice of schools – lower than any other country surveyed.

GLOBAL PARENTS' SURVEY



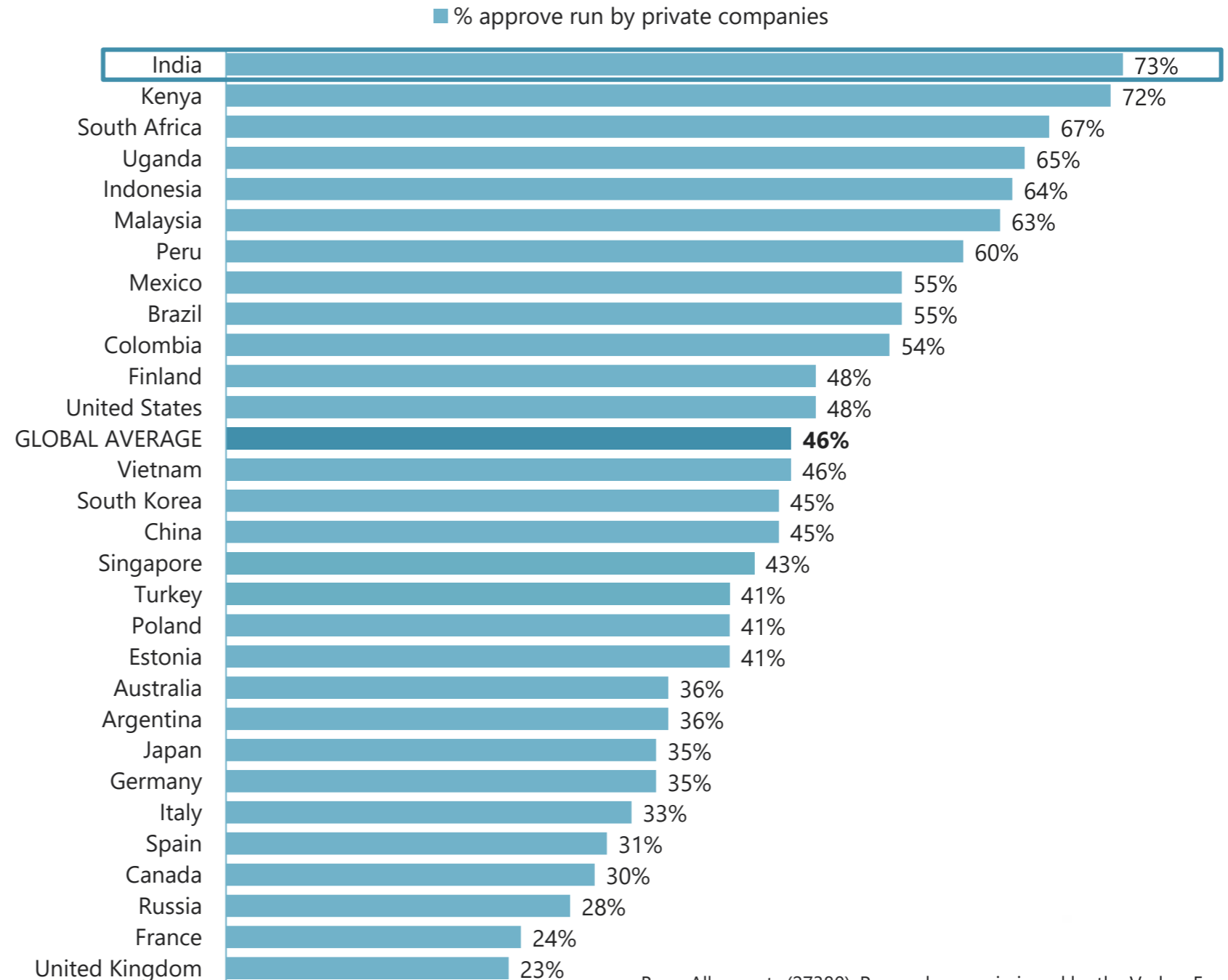
To what extent do you approve or disapprove of the following organisations running free to attend schools?

Private companies

Indian parents show the highest level of support of all the countries surveyed for private companies running free to attend schools (73%).

GLOBAL

PARENTS' SURVEY



Base: All parents (27380). Research commissioned by the Varkey Foundation, conducted by Ipsos MORI between 8th December 2017 - 15th January 2018.

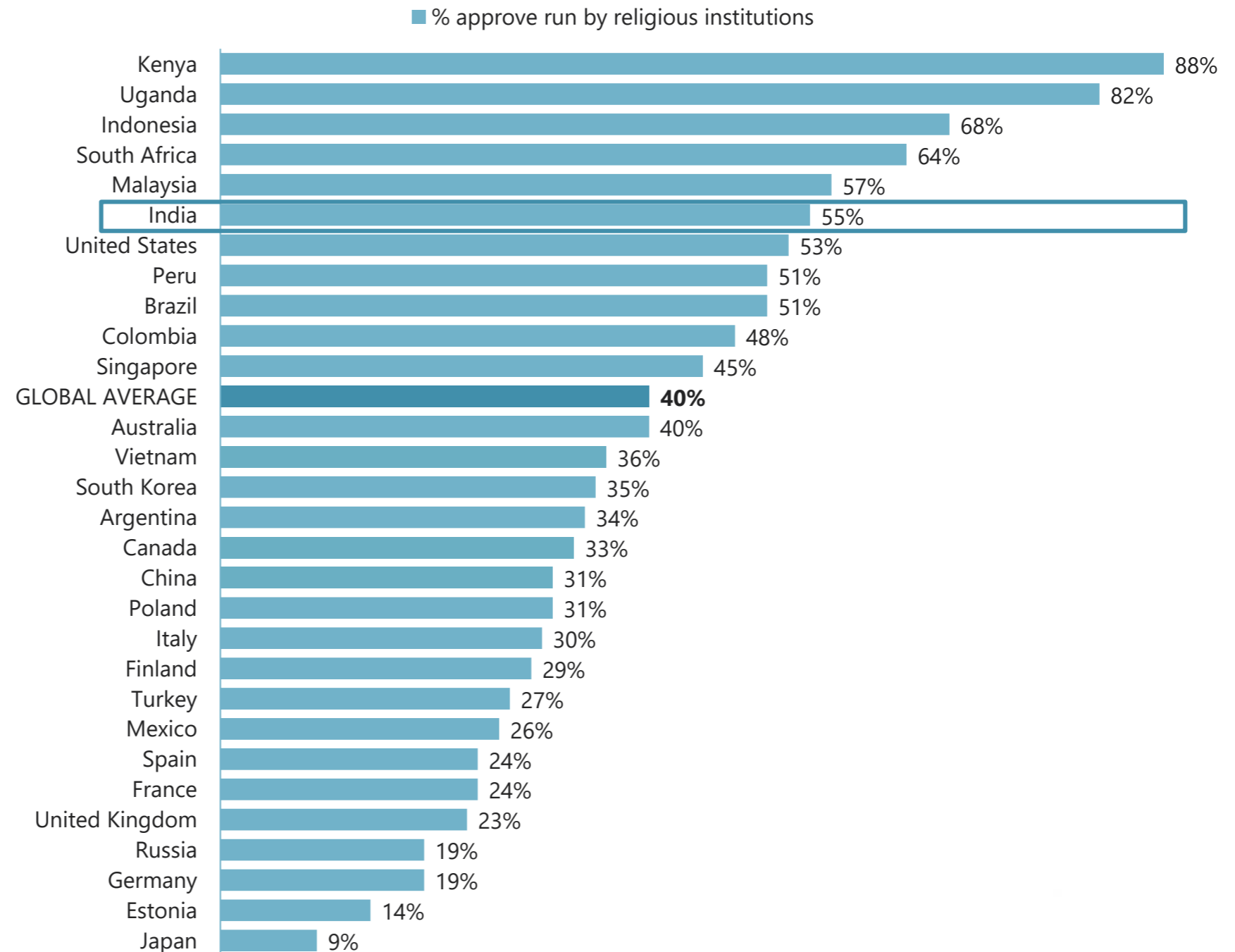
To what extent do you approve or disapprove of the following organisations running free to attend schools?

Religious institutions

Religious organisations are less popular with **55%** approval, but that is still well above the global average (**40%**).

GLOBAL

PARENTS' SURVEY



To what extent do you approve or disapprove of the following organisations running free to attend schools?

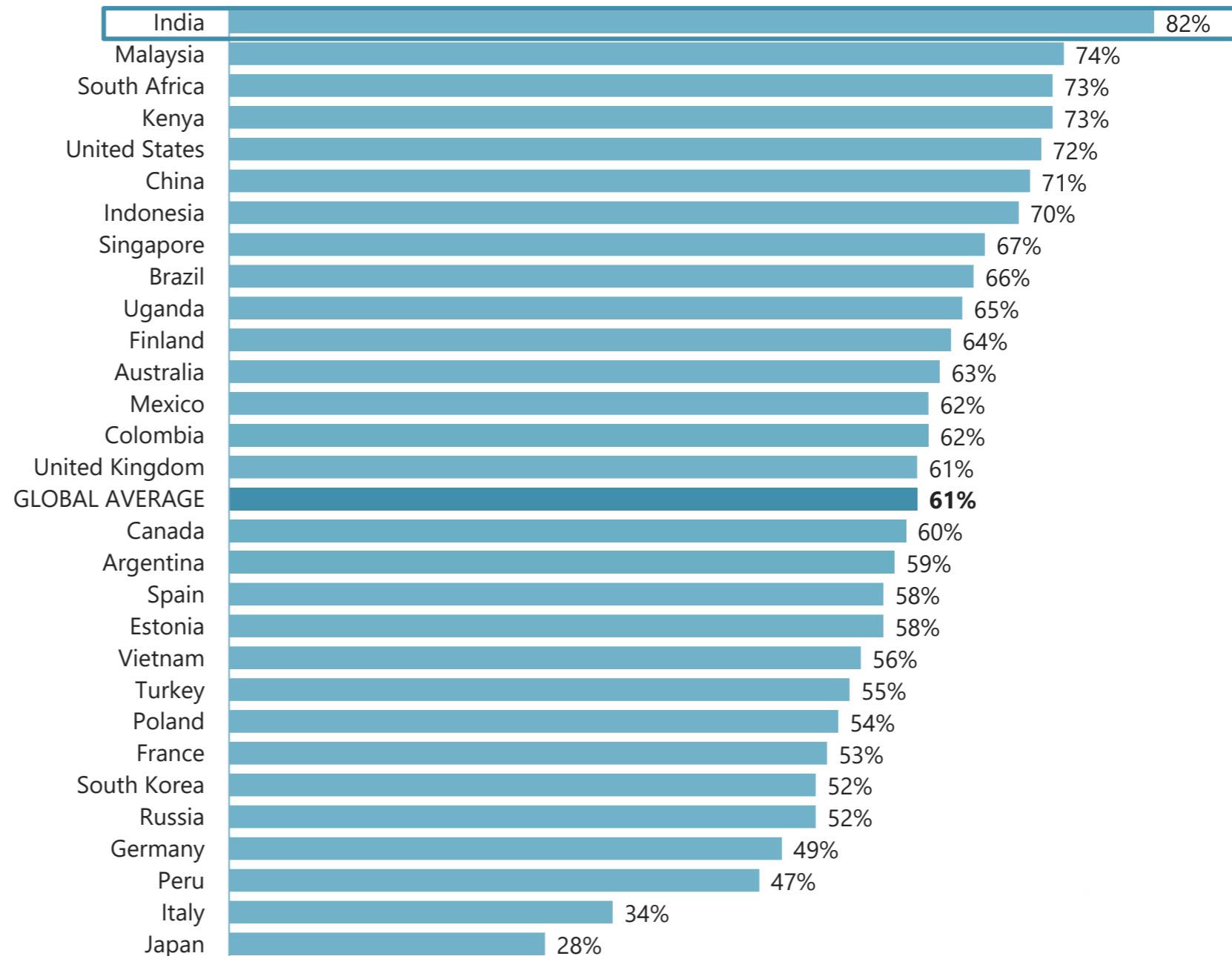
Groups of teachers

The idea of groups of teachers running free to attend schools is most popular with parents in India (**82%**). This is well above the survey average (**61%**)

GLOBAL

PARENTS' SURVEY

■ % approve run by groups of teachers



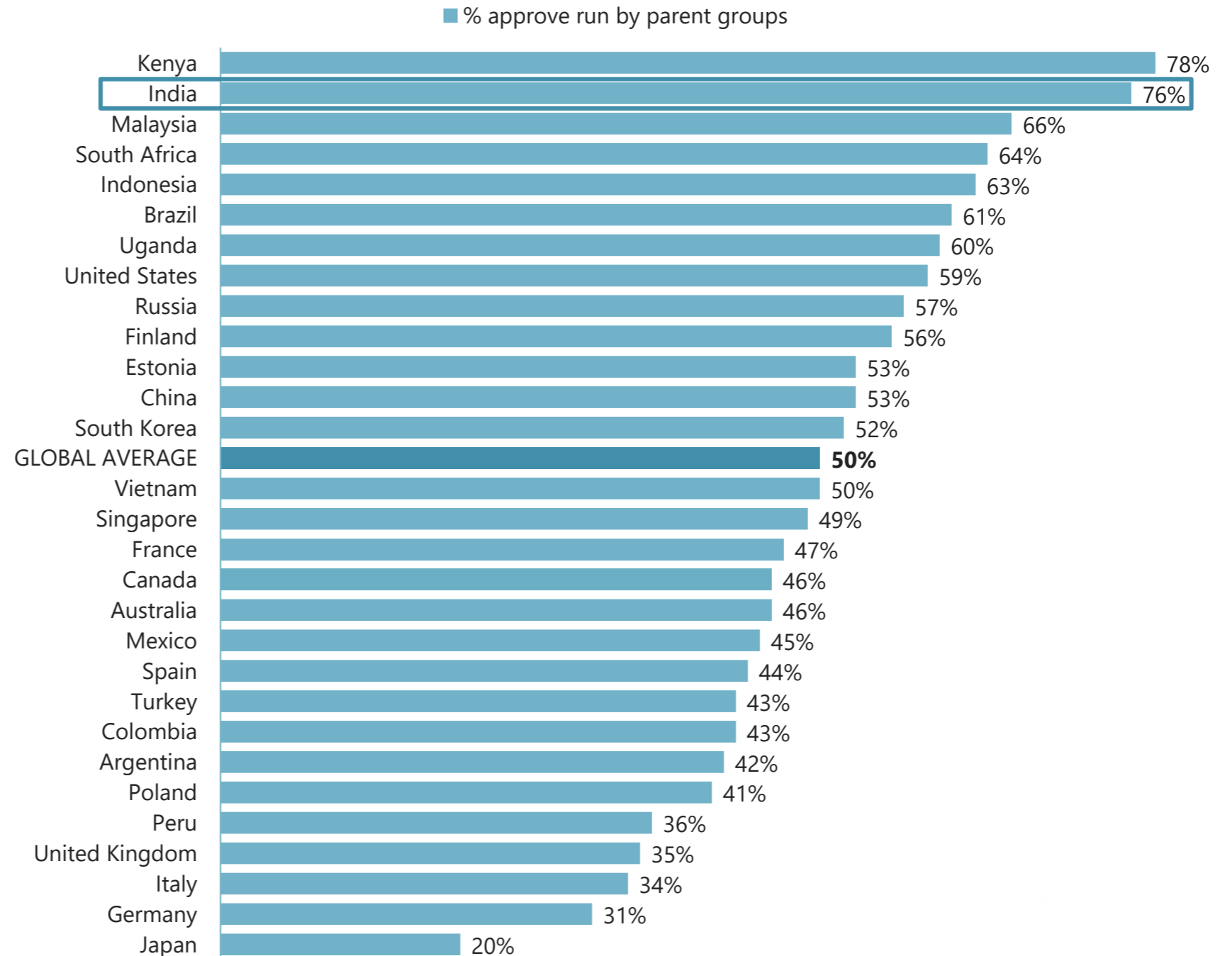
To what extent do you approve or disapprove of the following organisations running free to attend schools?

Parent groups

Other than in Kenya (78%), parents in India are the most positive about parent groups running schools (76%) among the countries surveyed.

GLOBAL

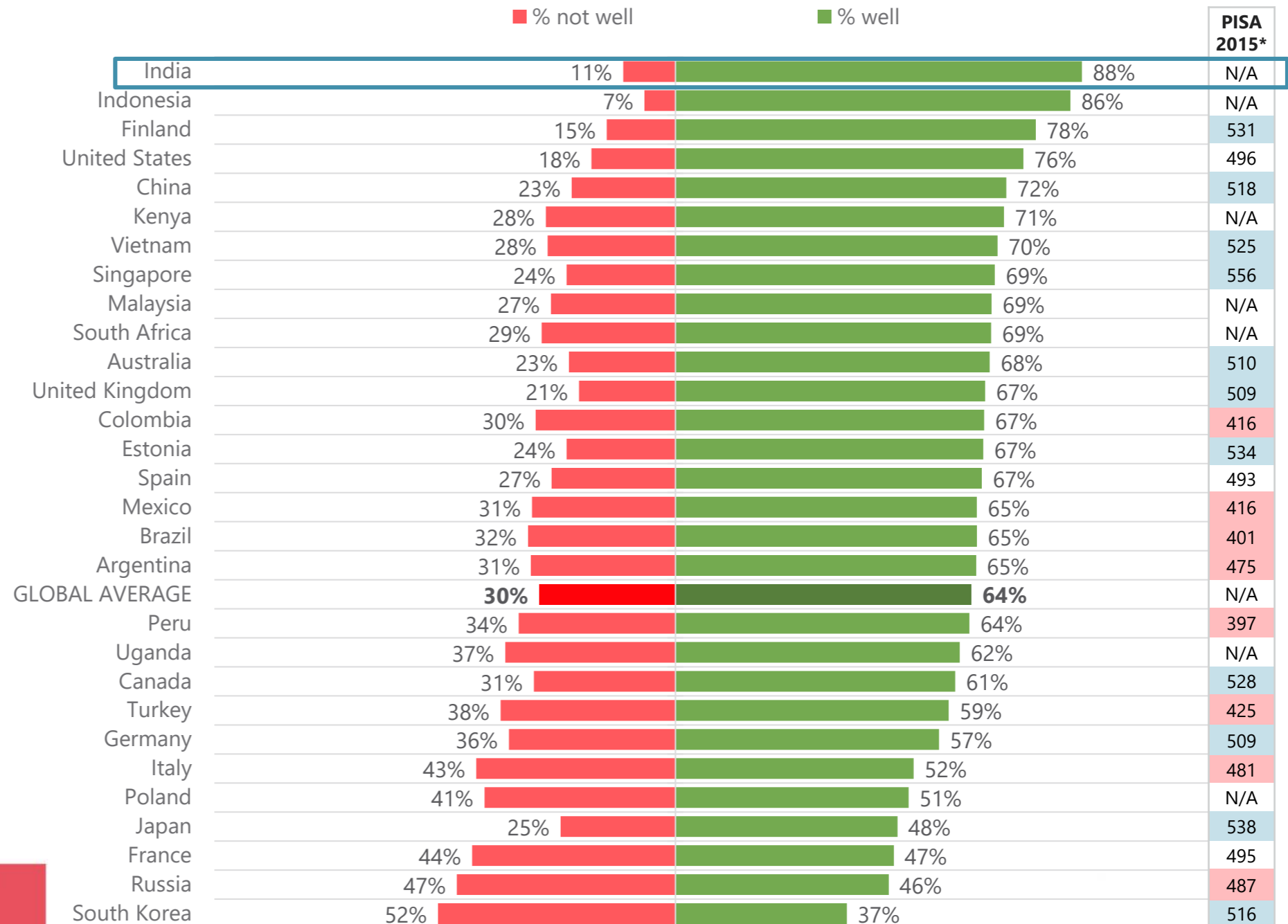
PARENTS' SURVEY



How well, if at all, do you think your child's school is preparing them for the future world of 2030 and beyond?

Indian parents are the most optimistic of all the countries surveyed about their child's school preparing them for the future, with **88%** saying their child's school is preparing them well for the world of 2030 and beyond. The global average is **64%**.

GLOBAL PARENTS' SURVEY



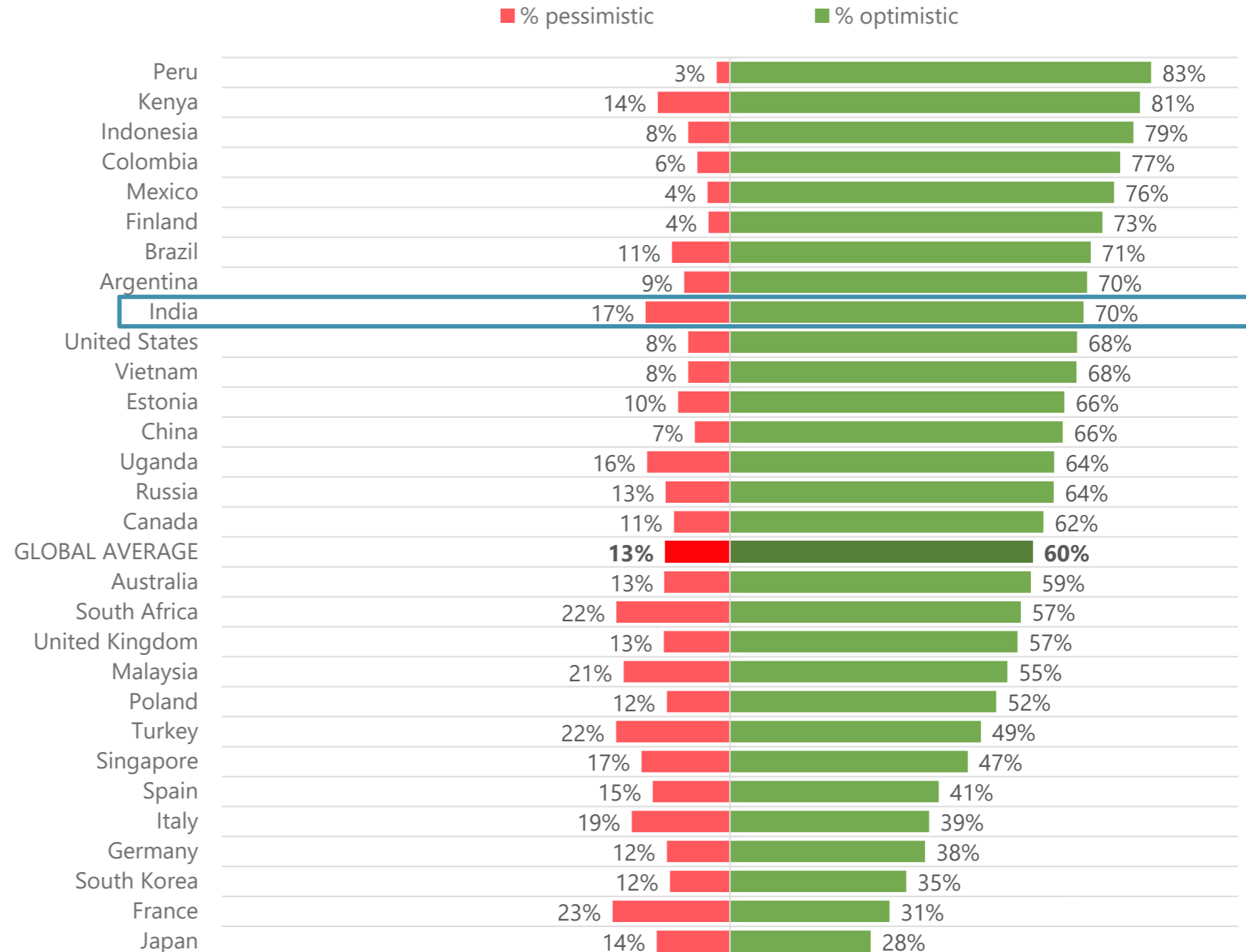
Base: All parents (27380). Research commissioned by the Varkey Foundation, conducted by Ipsos MORI between 8th December 2017 - 15th January 2018.



Taking everything into consideration, how optimistic or pessimistic are you about your child's future?

Seventy percent of Indians are optimistic about their child's future overall, the joint-eighth highest with Argentina of all the countries surveyed after Peru (83%), Kenya (81%), Indonesia (79%), Colombia (77%), Mexico (76%), Finland (73%) and Brazil (71%).

GLOBAL PARENTS' SURVEY

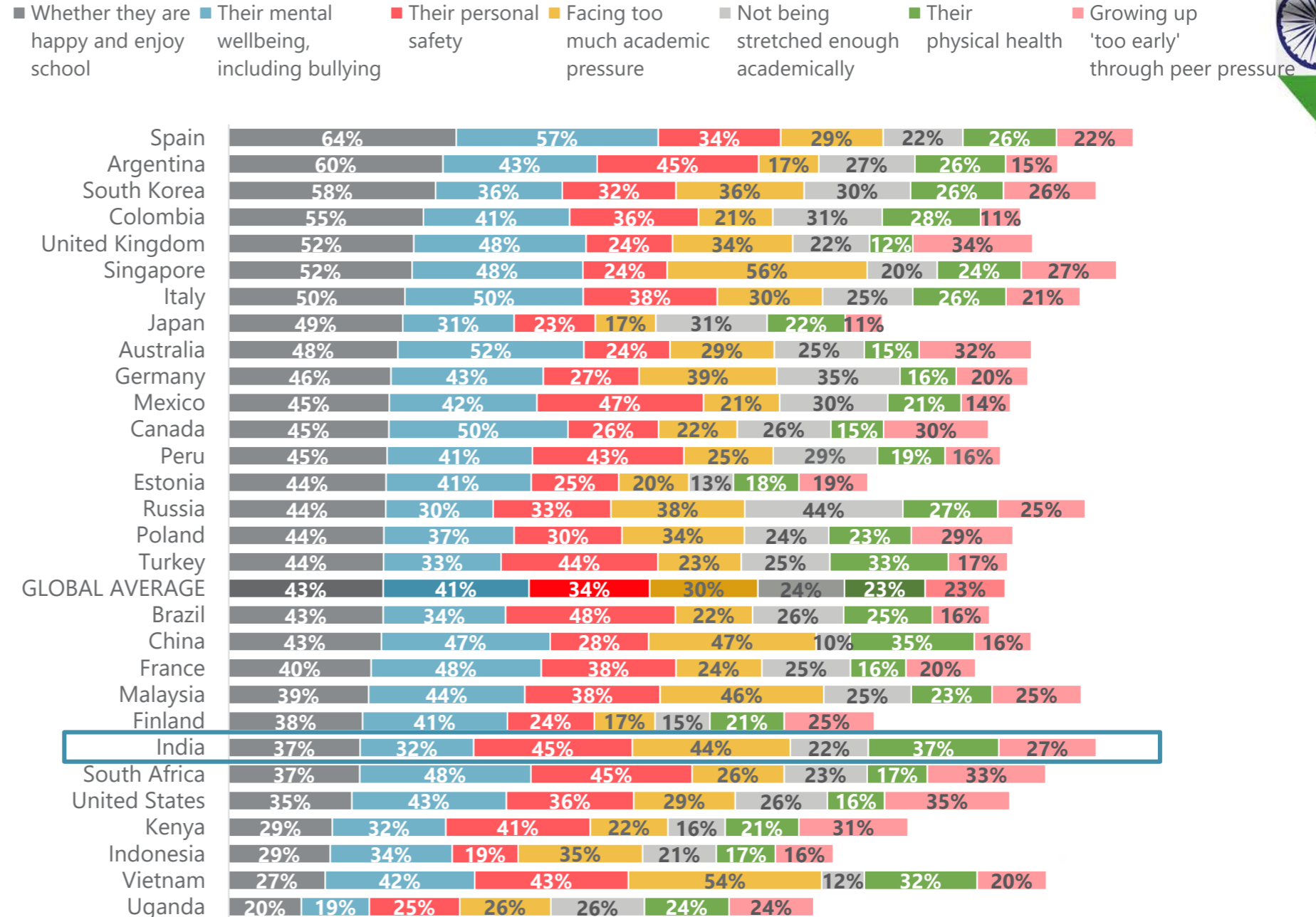


What, if any of the following, causes you the most anxiety about your child at school?

Their child's personal safety at school is Indian parents' top concern, with **45%** listing it as among their three main anxieties about their child at school. This is higher than any other country surveyed apart from Brazil (**48%**) and Mexico (**47%**).

GLOBAL PARENTS' SURVEY

Top 7 categories most often chosen as 1st, 2nd or 3rd choice globally



NB: 21% of parents from Indonesia and Finland gave an answer of 'none'

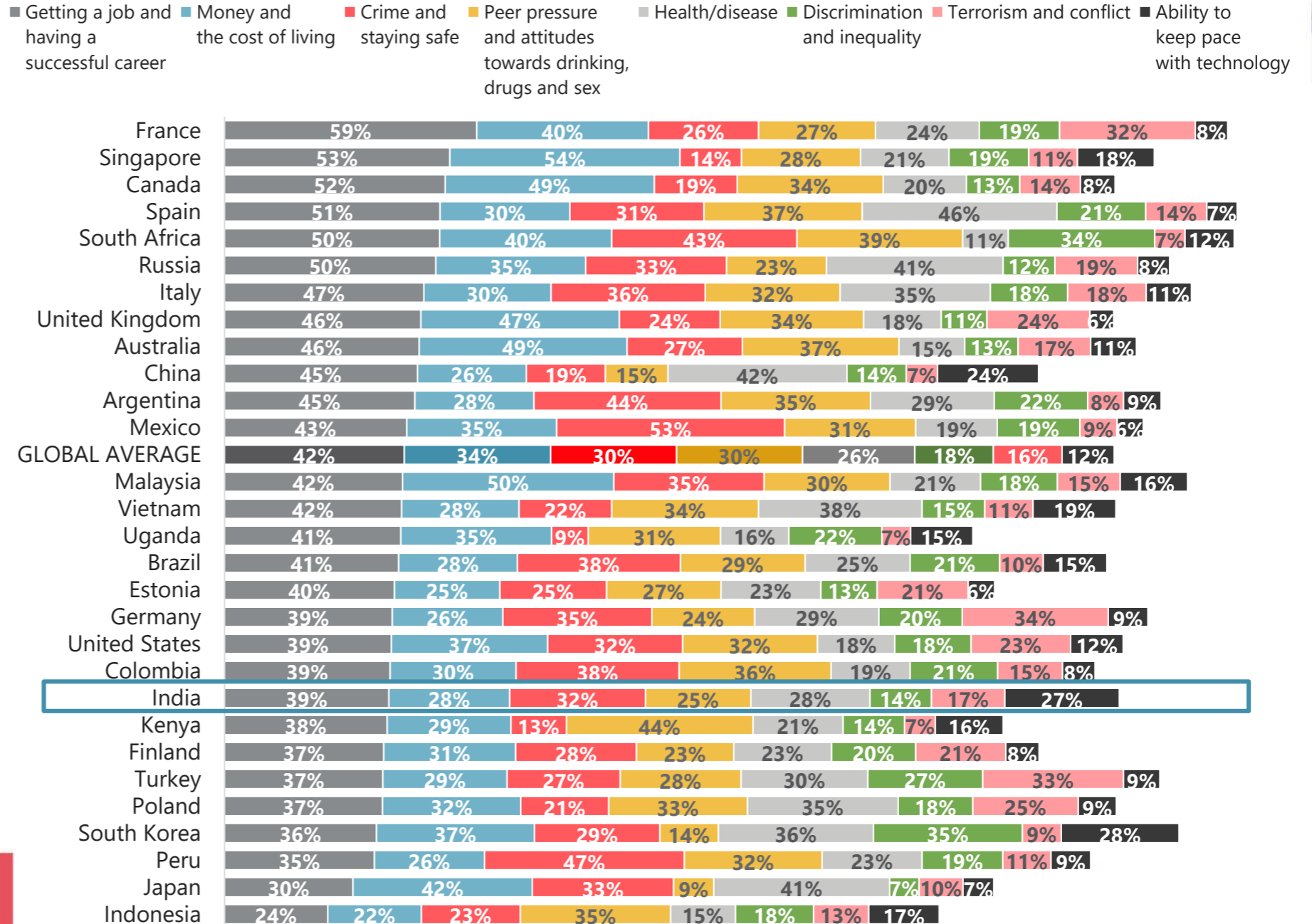
Base: All parents (27380). Research commissioned by the Varkey Foundation, conducted by Ipsos MORI between 8th December 2017 - 15th January 2018.

What, if any of the following, causes you the most anxiety about your child's future?

Over a quarter (27%) of Indian parents list inability to keep pace with technology as among their top three anxieties about their child's future, higher than any other country apart from South Korea (28%).

GLOBAL PARENTS' SURVEY

Top 7 categories most often chosen and 10th category chosen as 1st, 2nd or 3rd choice globally



NB: 30% of parents from Indonesia gave an answer of 'don't know'

Base: All parents (27380). Research commissioned by the Varkey Foundation, conducted by Ipsos MORI between 8th December 2017 - 15th January 2018.