

INDONESIA FINDINGS 2018

GLOBAL

PARENTS' SURVEY



METHODOLOGY

On behalf of the Varkey Foundation, Ipsos MORI interviewed **27,380** parents across **29 countries** using an **online survey** via the Ipsos Online Panel system* between the 8th December 2017 and 15th January 2018. These countries were:

| | | |
|--------------|-----------|----------------|
| Argentina | Japan | United Kingdom |
| India | Spain | Finland |
| Singapore | China | Peru |
| Australia | Kenya** | United States |
| Indonesia | Turkey | France |
| South Africa | Colombia | Poland |
| Brazil | Malaysia | Vietnam |
| Italy | Uganda** | Germany |
| South Korea | Estonia** | Russia |
| Canada | Mexico | |

- 1000 parents took part in **Indonesia**. Results contain 1,000 interviews from all other countries except Kenya (501), Estonia (500) and Uganda (371).
- The survey was conducted online. For countries where internet penetration is low (such as **Indonesia**, Uganda, Kenya, Estonia and Indonesia), it is important to note that the data is representative of the urban online population, which tends to be better educated and financially better off.
- Data has been weighted by age, gender and region of child and corrected for gender of parent.
- As such, the survey is representative of parents of children aged 4-18 in education, based on these characteristics, with equal views from mothers and fathers.
- All countries contribute equally to the total global average. Data has not been adjusted for the relative size of population.



Almost **nine in 10 (86%)** Indonesian parents believe their child's school is preparing them well for the world of 2030 and beyond, the second highest of any country surveyed after India (**88%**).

Global average 64%

Global rank 2nd



Over **two-thirds (68%)** of Indonesian parents say education standards have improved in the last 10 years, higher than any other country surveyed apart from India (**72%**), China (**70%**) and Singapore (**70%**).

Global average 40%

Global rank 4th



Eighty-six percent of Indonesian parents rated the quality of teaching at their child's school as fairly good or very good, above the global average of **78%**.

Global average 78%

Global rank 8th



Indonesian parents are the **third** least concerned of any surveyed about their children's happiness at school **with over a quarter (29%)** citing this as among the three things that causes them the most anxiety about their child at school.

Global average 43%

Global rank 27th



Indonesian parents are the least anxious of all those surveyed about their children's future, with **19%** saying they have no anxieties.

Global average 7%

Global rank 29th



Indonesian parents are the third most optimistic about their children's future of any parents surveyed, with **79%** reporting a bright outlook.

Global average 60%

Global rank 3rd

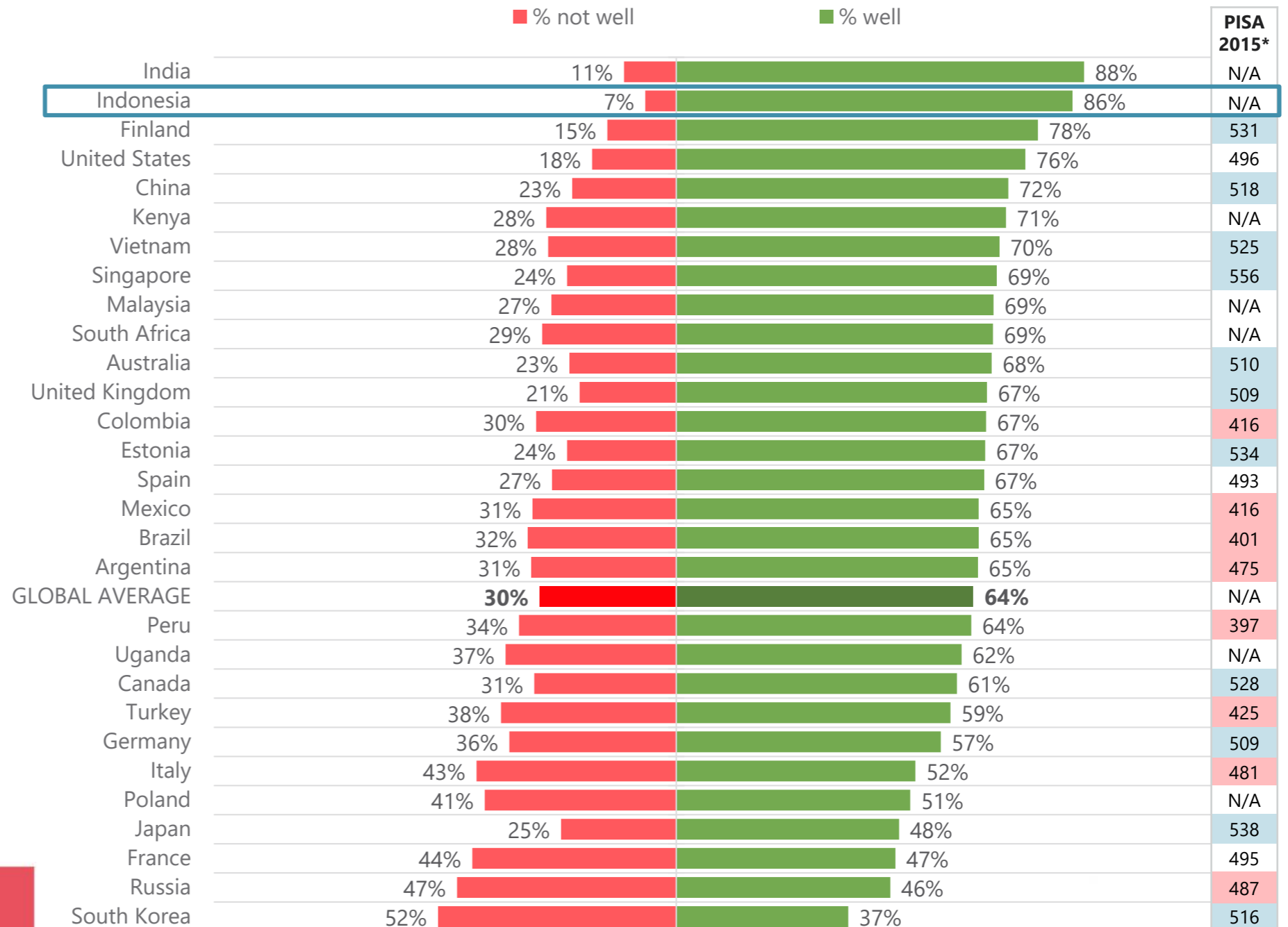
How well, if at all, do you think your child's school is preparing them for the future world of 2030 and beyond?

Almost **nine in 10 (86%)** Indonesian parents believe their child's school is preparing them well for the world of 2030 and beyond, the second highest of any country surveyed after India (**88%**).

*Mean science score in PISA Science 2015

| |
|--|
| Countries/economies with a mean performance/share of top performers above the OECD average; countries/economies with a share of low achievers below the OECD average |
| Countries/economies with a mean performance/share of top performers/share of low achievers not significantly different from the OECD average |
| Countries/economies with a mean performance/share of top performers below the OECD average; countries/economies with a share of low achievers above the OECD average |

GLOBAL PARENTS' SURVEY

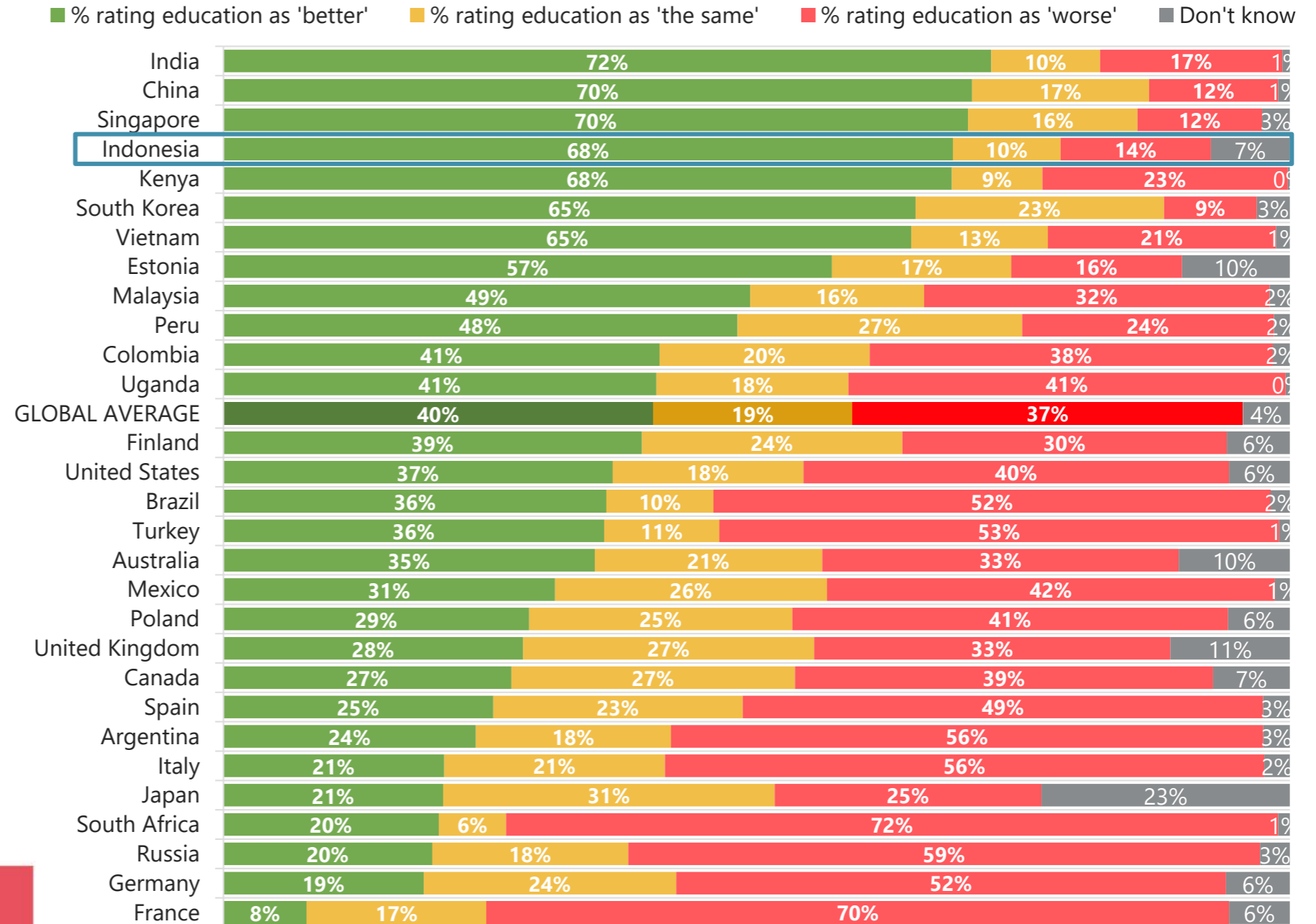


Base: All parents (27380). Research commissioned by the Varkey Foundation, conducted by Ipsos MORI between 8th December 2017 - 15th January 2018.

Do you think the standard of education in your country has become better or worse over the last 10 years?

Over **two-thirds (68%)** of Indonesian parents say education standards have improved in the last 10 years, higher than any other country surveyed apart from India (72%), China (70%) and Singapore (70%).

GLOBAL PARENTS' SURVEY



How would you rate the quality of teaching at your child's current school?

Eighty-six percent of Indonesian parents rated the quality of teaching at their child's school as fairly good or very good, above the global average of **78%**.

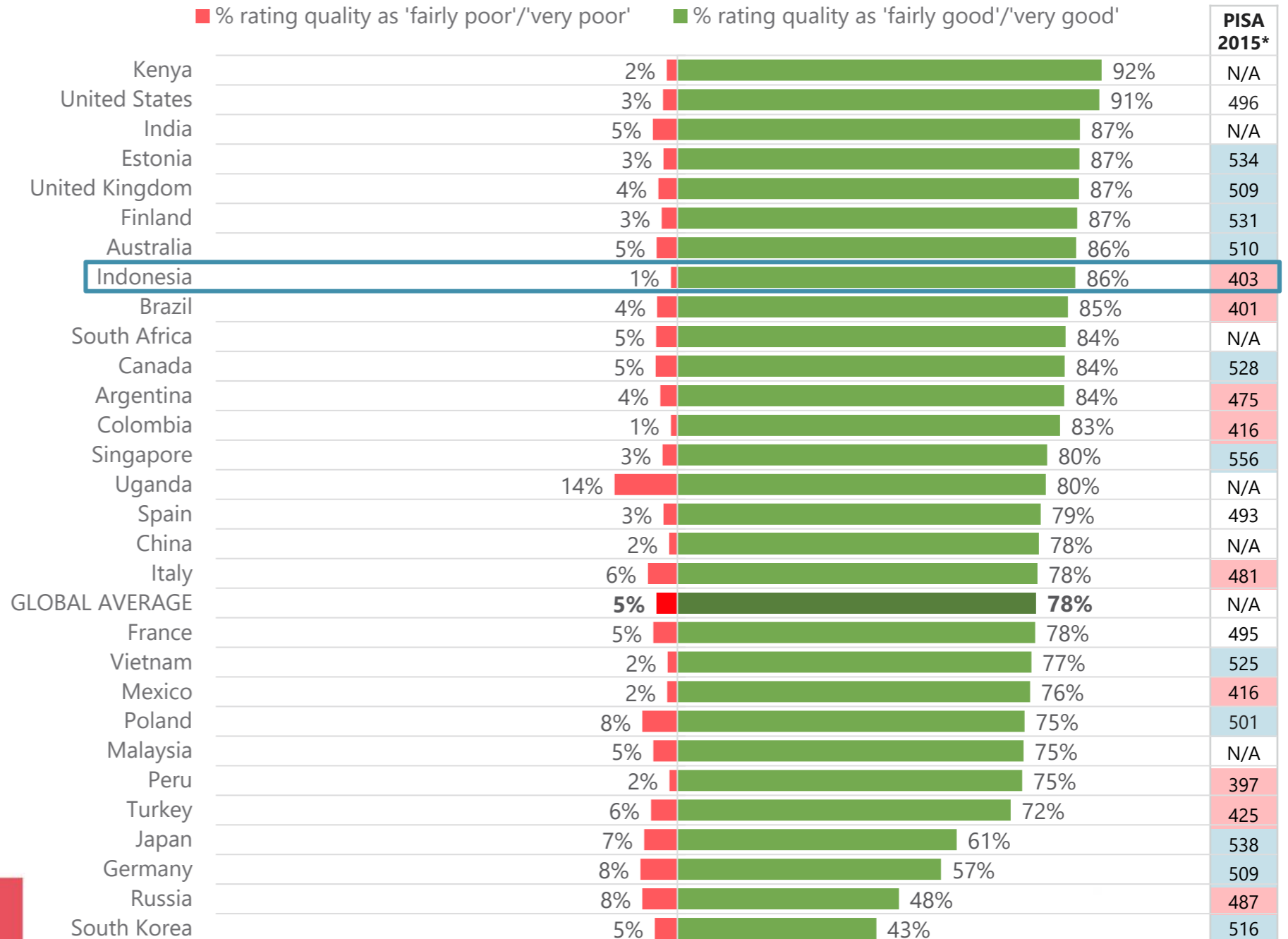
*Mean science score in PISA Science 2015

Countries/economies with a mean performance/share of top performers above the OECD average; countries/economies with a share of low achievers below the OECD average

Countries/economies with a mean performance/share of top performers/share of low achievers not significantly different from the OECD average

Countries/economies with a mean performance/share of top performers below the OECD average; countries/economies with a share of low achievers above the OECD average

GLOBAL PARENTS' SURVEY



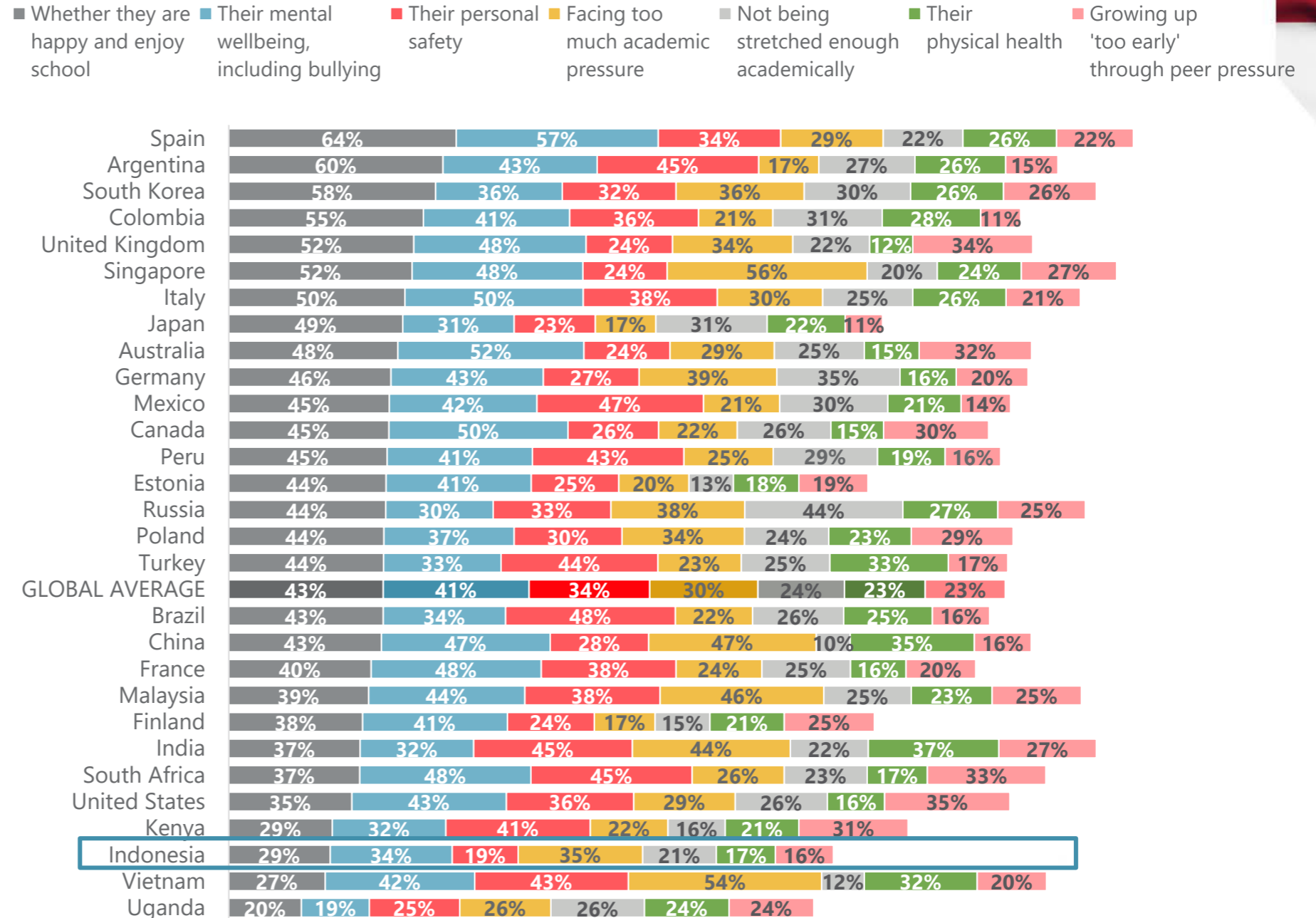
Base: All parents (27380). Research commissioned by the Varkey Foundation, conducted by Ipsos MORI between 8th December 2017 - 15th January 2018.

What, if any of the following, causes you the most anxiety about your child at school?

Indonesian parents are the third least concerned of any surveyed about their children's happiness at school with just over a quarter (29%) citing this as among the three things that causes them the most anxiety about their child at school versus 27% in Vietnam and 20% in Uganda.

GLOBAL PARENTS' SURVEY

Top 7 categories most often chosen as 1st, 2nd or 3rd choice globally



NB: 21% of parents from Indonesia and Finland gave an answer of 'none'

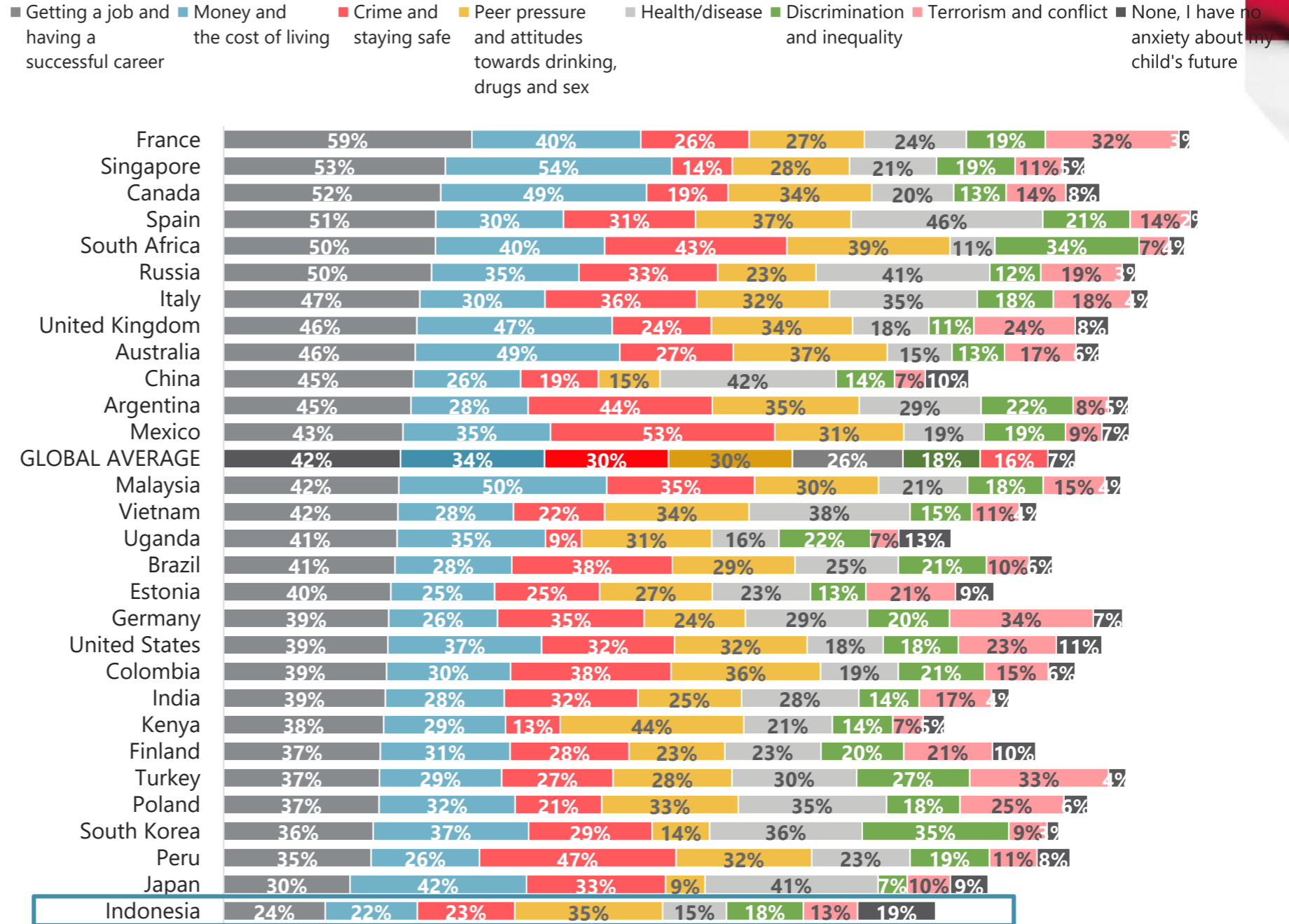
Base: All parents (27380). Research commissioned by the Varkey Foundation, conducted by Ipsos MORI between 8th December 2017 - 15th January 2018.

What, if any of the following, causes you the most anxiety about your child's future?

Indonesian parents are the least anxious of all those surveyed about their children's future, with 19% saying they have no anxieties.

GLOBAL PARENTS' SURVEY

Top 7 categories most often chosen and 'none' as 1st, 2nd or 3rd choice globally



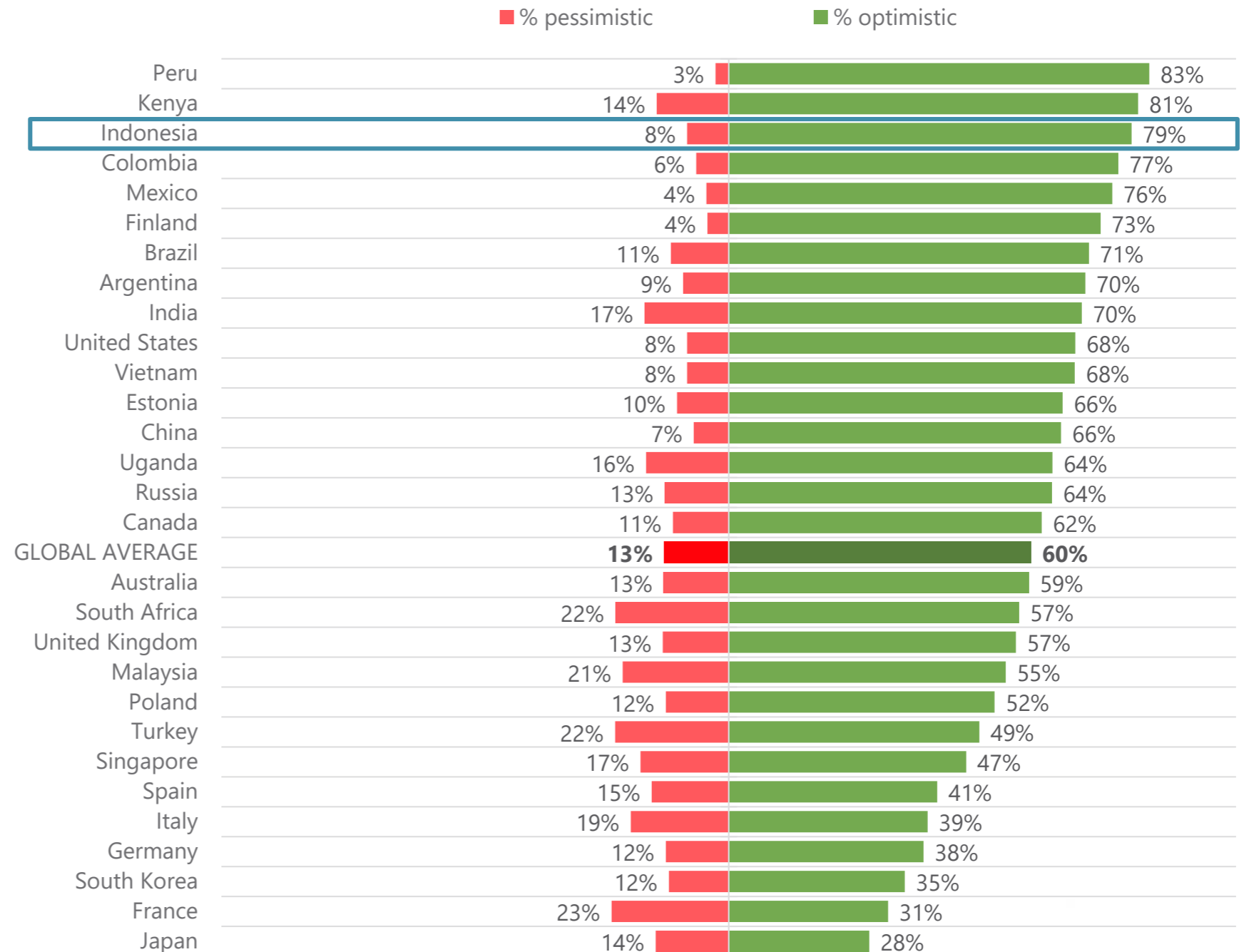
NB: 30% of parents from Indonesia gave an answer of 'don't know'

Base: All parents (27380). Research commissioned by the Varkey Foundation, conducted by Ipsos MORI between 8th December 2017 - 15th January 2018.

Taking everything into consideration, how optimistic or pessimistic are you about your child's future?

Indonesian parents are the third most optimistic about their children's future of any parents surveyed, with **79%** reporting a bright outlook.

GLOBAL PARENTS' SURVEY



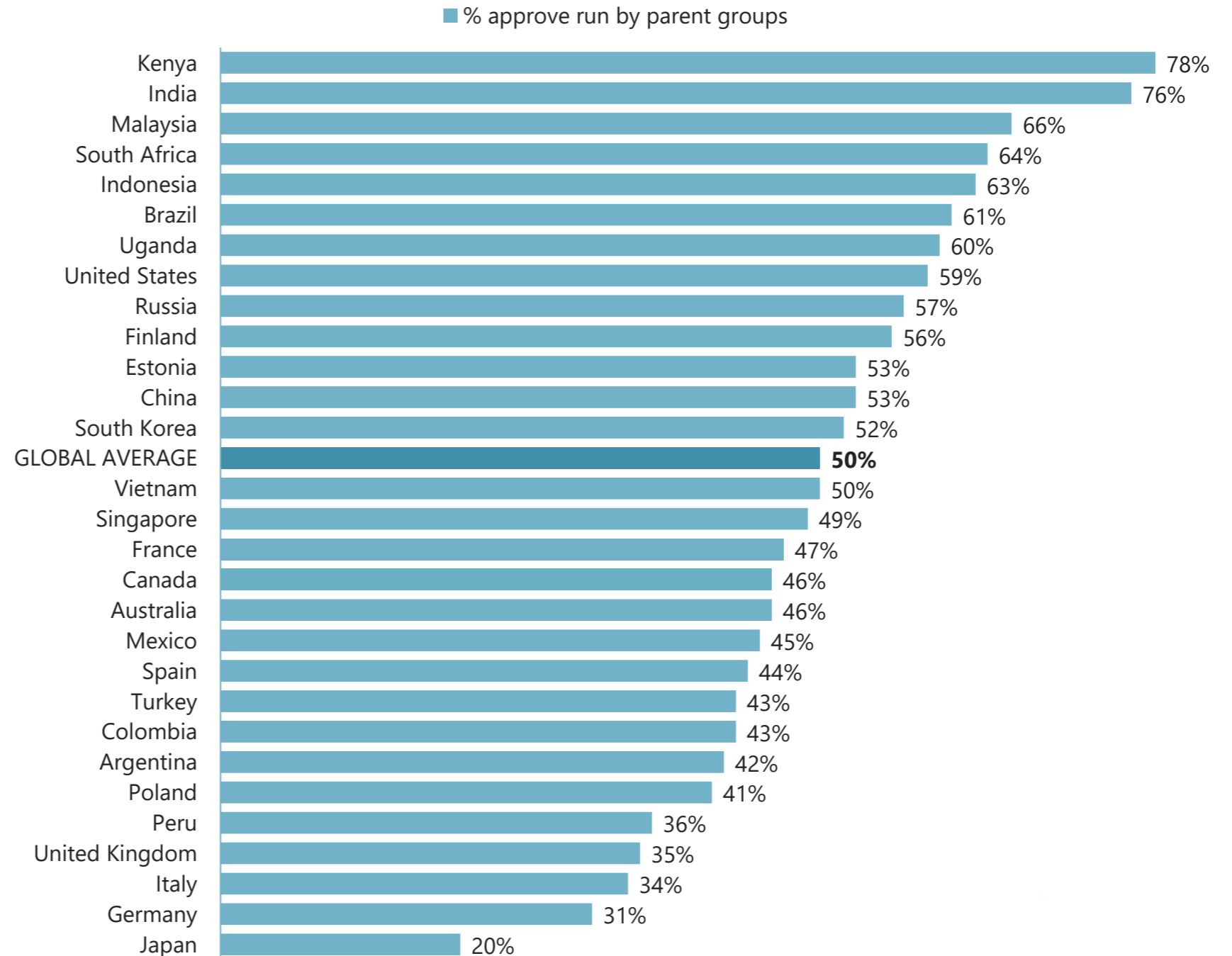
Base: All parents (27380). Research commissioned by the Varkey Foundation, conducted by Ipsos MORI between 8th December 2017 - 15th January 2018.

To what extent do you approve or disapprove of the following organisations running free to attend schools?

Parent groups

When it comes to private providers of education, parent groups are popular choices for running free to attend schools, with **almost two-thirds (63%)** of Indonesian parents approving, well above the global average (50%).

GLOBAL PARENTS' SURVEY



To what extent do you approve or disapprove of the following organisations running free to attend schools?

Religious institutions

Similarly, **over two-thirds (68%)** of Indonesian parents approve of religious institutions running schools, well above the global average (**40%**).

GLOBAL PARENTS' SURVEY

