

# KENYA FINDINGS 2018

## GLOBAL PARENTS' SURVEY






# METHODOLOGY

On behalf of the Varkey Foundation, Ipsos MORI interviewed **27,380** parents across **29 countries** using an **online survey** via the Ipsos Online Panel system\* between the 8th December 2017 and 15th January 2018. These countries were:

Argentina	Japan	United Kingdom
India	Spain	Finland
Singapore	China	Peru
Australia	Kenya**	United States
Indonesia	Turkey	France
South Africa	Colombia	Poland
Brazil	Malaysia	Vietnam
Italy	Uganda**	Germany
South Korea	Estonia**	Russia
Canada	Mexico	

- 501 parents took part in Kenya. Results contain 1,000 interviews from all other countries except Estonia (500) and Uganda (371).
- The survey was conducted online. For countries where internet penetration is low (such as India, Uganda, Kenya, Peru and Indonesia), it is important to note that the data is representative of the urban online population, which tends to be better educated and financially better off.
- Data has been weighted by age, gender and region of child and corrected for gender of parent.
- As such, the survey is representative of parents of children aged 4-18 in education, based on these characteristics, with equal views from mothers and fathers.
- All countries contribute equally to the total global average. Data has not been adjusted for the relative size of population.



Kenyan parents have greater faith than parents in any other country surveyed in the quality of teaching at their child's school, with **nine out of ten (92%)** rating it as fairly good or very good.

Global average 78%

Global rank 1<sup>st</sup>



However only **51%** rate the quality of free to attend schools in Kenya as good or very good.

Global average 45%

Global rank 11<sup>th</sup>



**Eighty-one percent** of Kenyan parents are optimistic about their child's future, the second highest surveyed in the world after Peru (**83%**).

Global average 60%

Global rank 2<sup>nd</sup>



**Seventy-two percent** of Kenyan parents approve of private companies running free to attend schools, higher than any other country polled apart from India (**73%**).

Global average 46%

---

Global rank 2<sup>nd</sup>



Kenyans are the most enthusiastic of all the parents surveyed about education vouchers, with **84%** of parents supporting government provision.

Global average 84%

---

Global rank 1<sup>st</sup>

## How would you rate the quality of teaching at your child's current school?

Kenyan parents have greater faith than parents in any other country surveyed in the quality of teaching at their child's school, with **nine out ten (92%)** rating it as fairly good or very good.

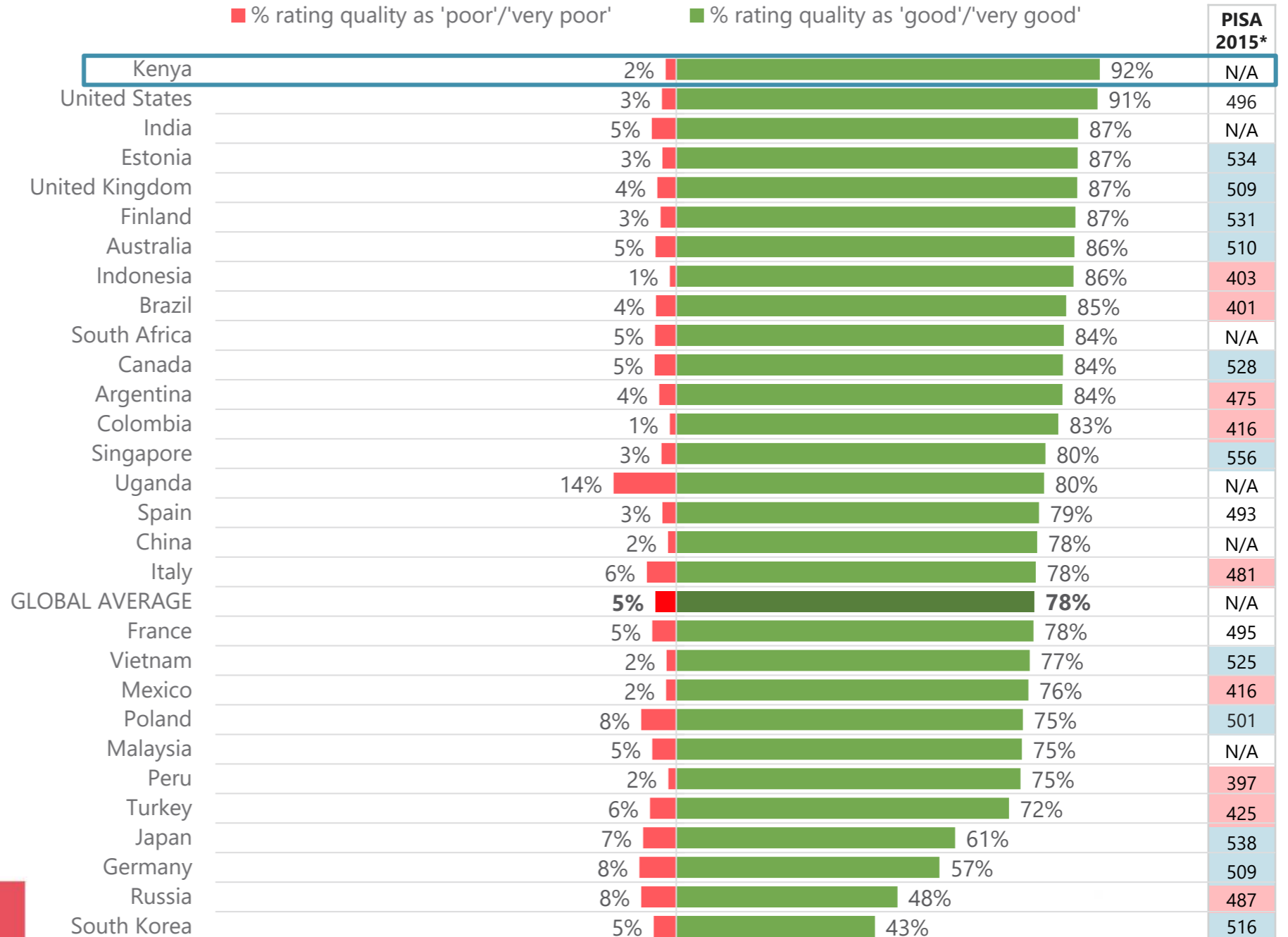
\*Mean science score in PISA Science 2015

Countries/economies with a mean performance/share of top performers above the OECD average; countries/economies with a share of low achievers below the OECD average

Countries/economies with a mean performance/share of top performers/share of low achievers not significantly different from the OECD average

Countries/economies with a mean performance/share of top performers below the OECD average; countries/economies with a share of low achievers above the OECD average

## GLOBAL PARENTS' SURVEY

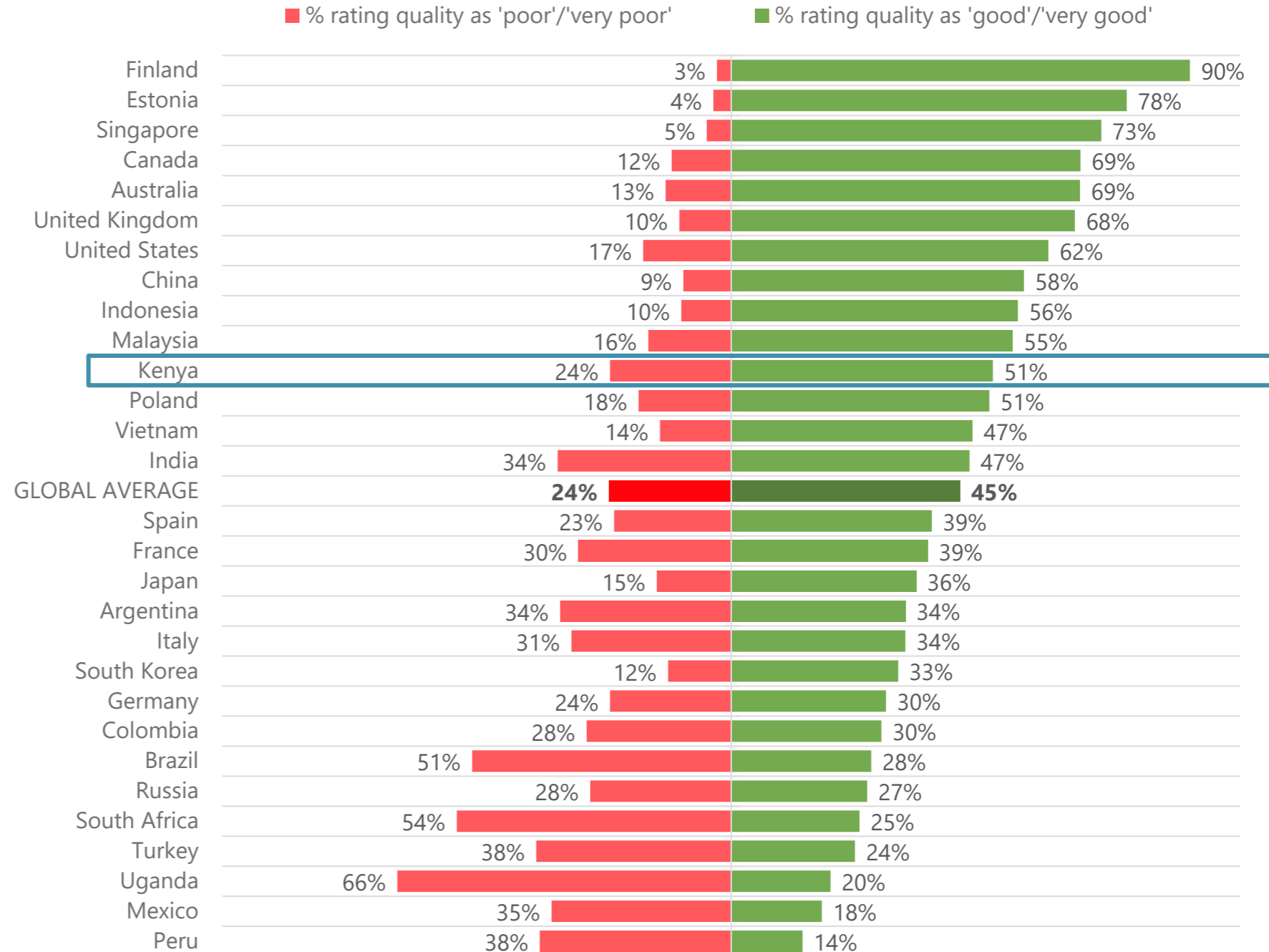


Base: All parents (27380). Research commissioned by the Varkey Foundation, conducted by Ipsos MORI between 8th December 2017 - 15th January 2018.

## How would you rate the quality of free to attend government-funded schools in your country?

However only **51%** rate the quality of free to attend schools in Kenya as good.

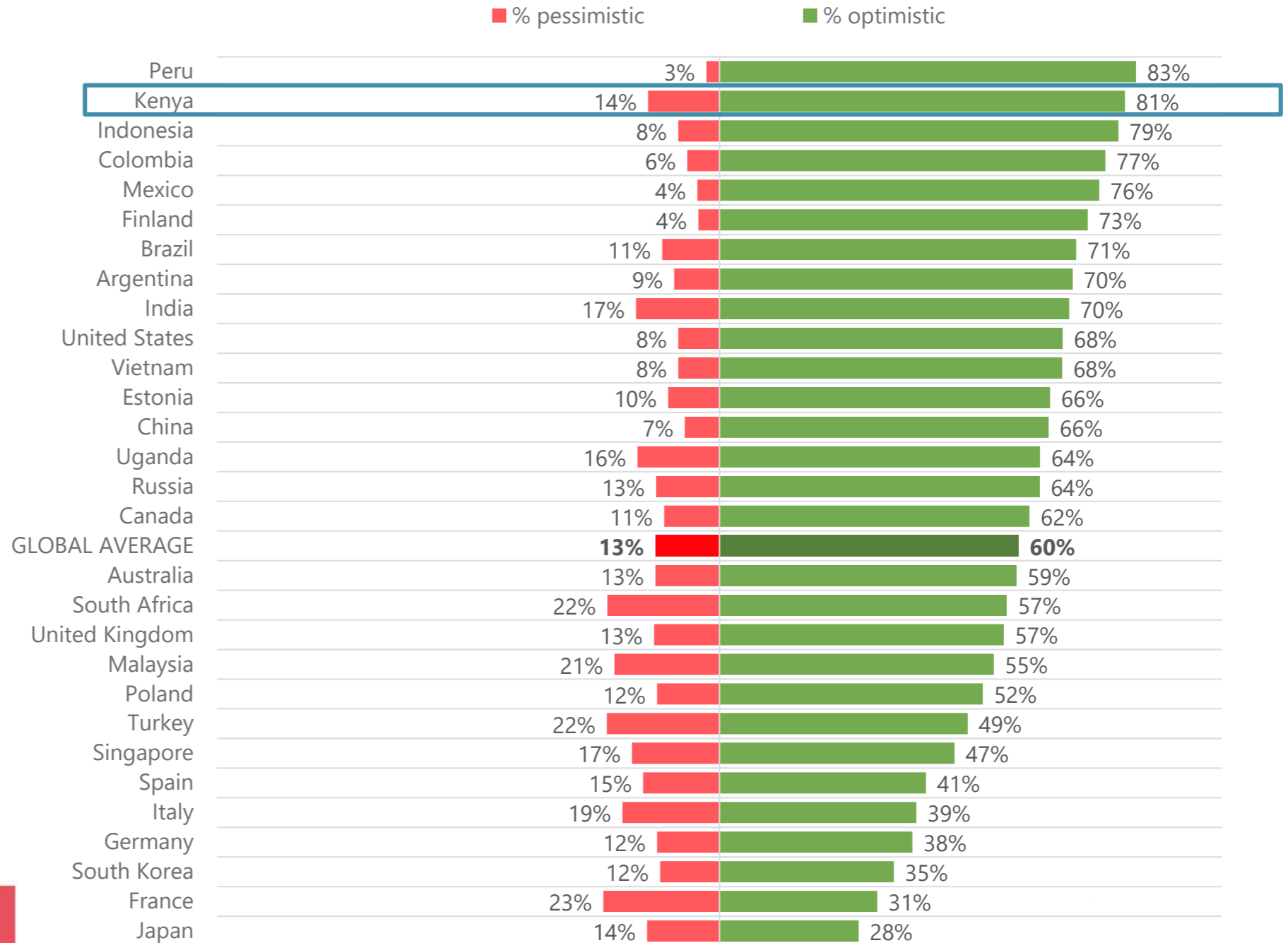
### GLOBAL PARENTS' SURVEY



Taking everything into consideration, how optimistic or pessimistic are you about your child's future?

Eighty-one percent of Kenyan parents are optimistic about their child's future, the second highest surveyed in the world after Peru (83%).

## GLOBAL PARENTS' SURVEY



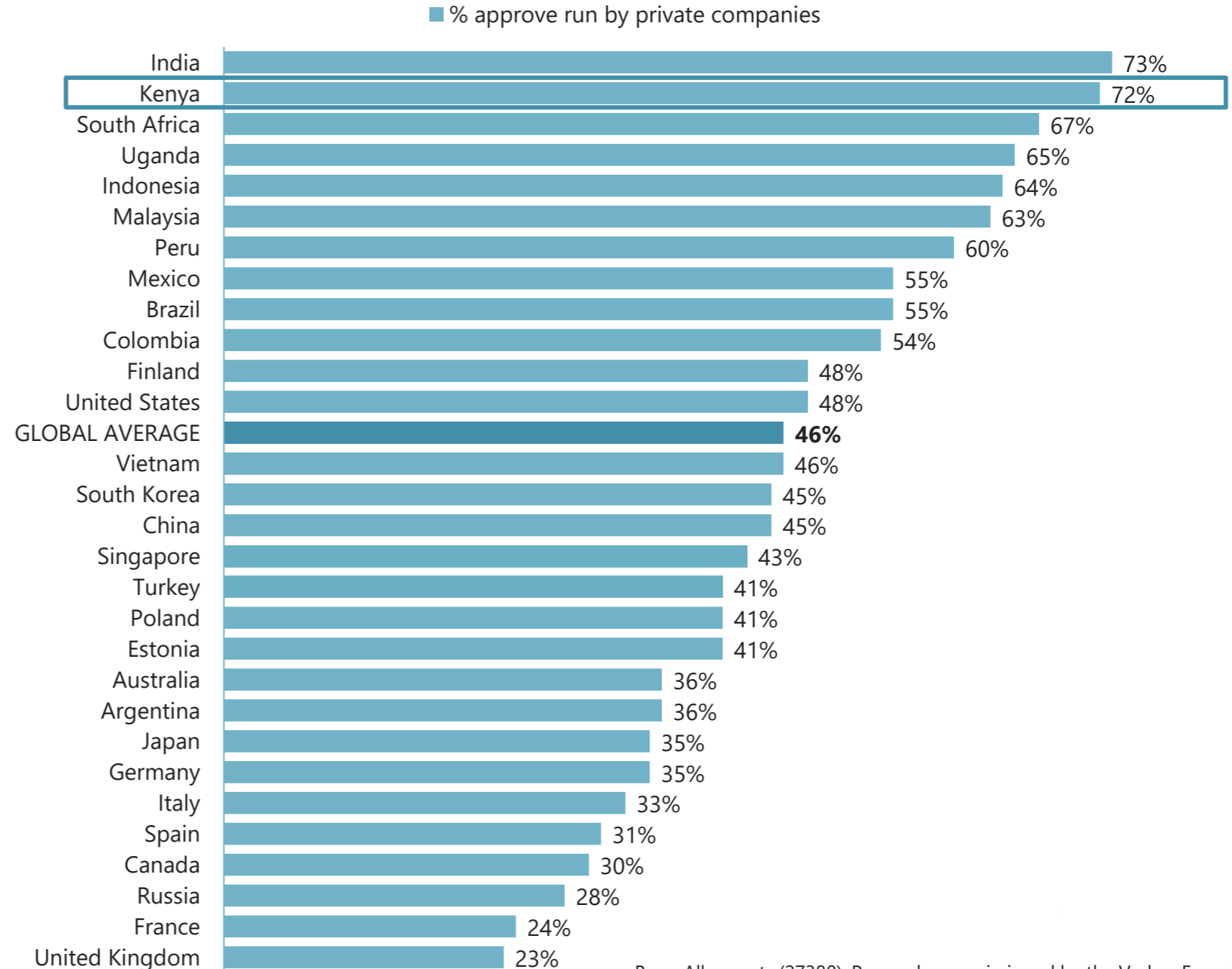
Base: All parents (27380). Research commissioned by the Varkey Foundation, conducted by Ipsos MORI between 8th December 2017 - 15th January 2018.

To what extent do you approve or disapprove of the following organisations running free to attend schools?

*Private companies*

Seventy-two percent of Kenyan parents approve of private companies running free to attend schools, higher than any other country polled apart from India (73%).

GLOBAL PARENTS'  
SURVEY



Base: All parents (27380). Research commissioned by the Varkey Foundation, conducted by Ipsos MORI between 8th December 2017 - 15th January 2018.

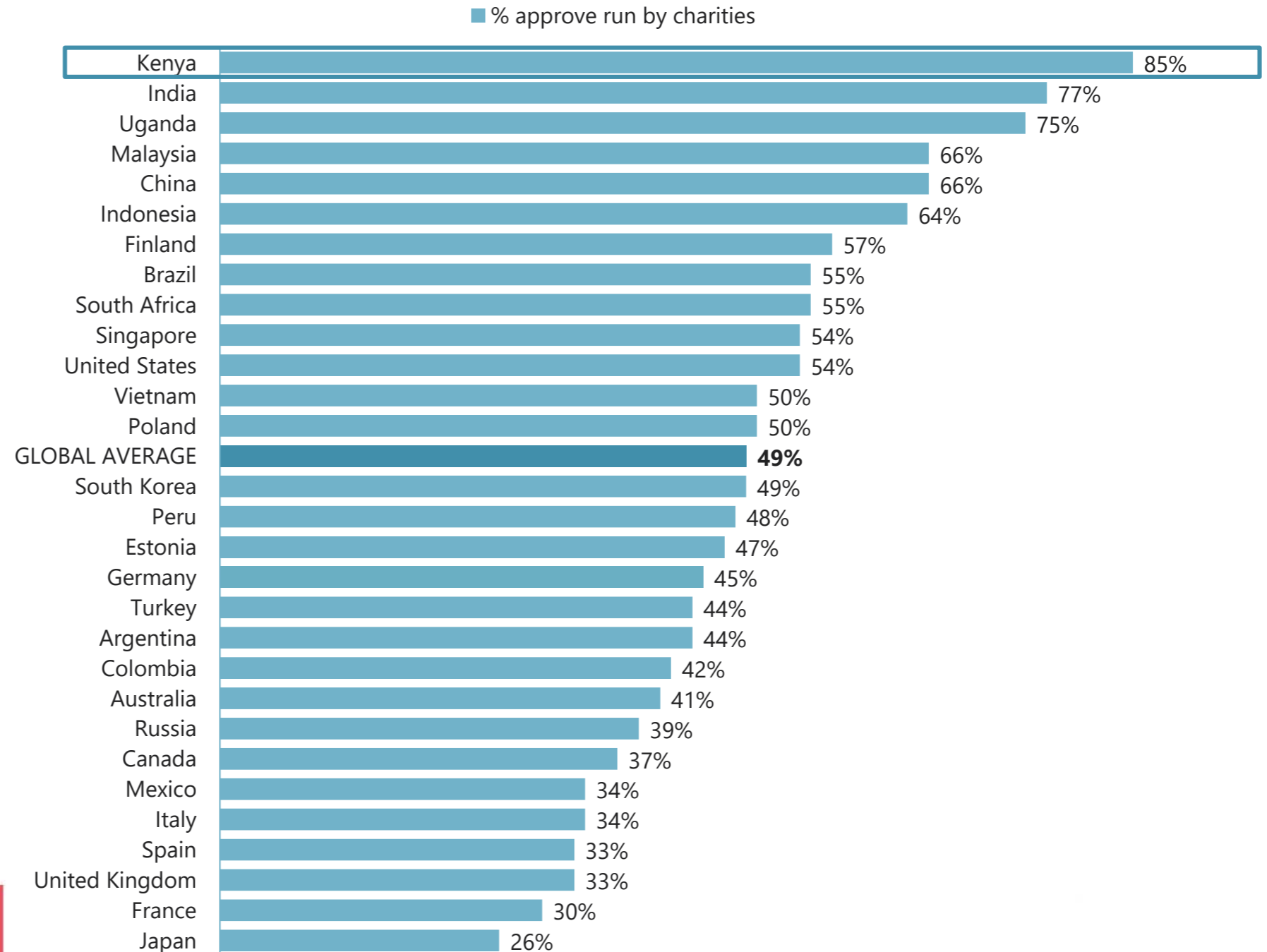


## To what extent do you approve or disapprove of the following organisations running free to attend schools?

### Charities

Kenyan parents are the most approving of all those surveyed of charities running free to attending schools, with **85%** giving their approval.

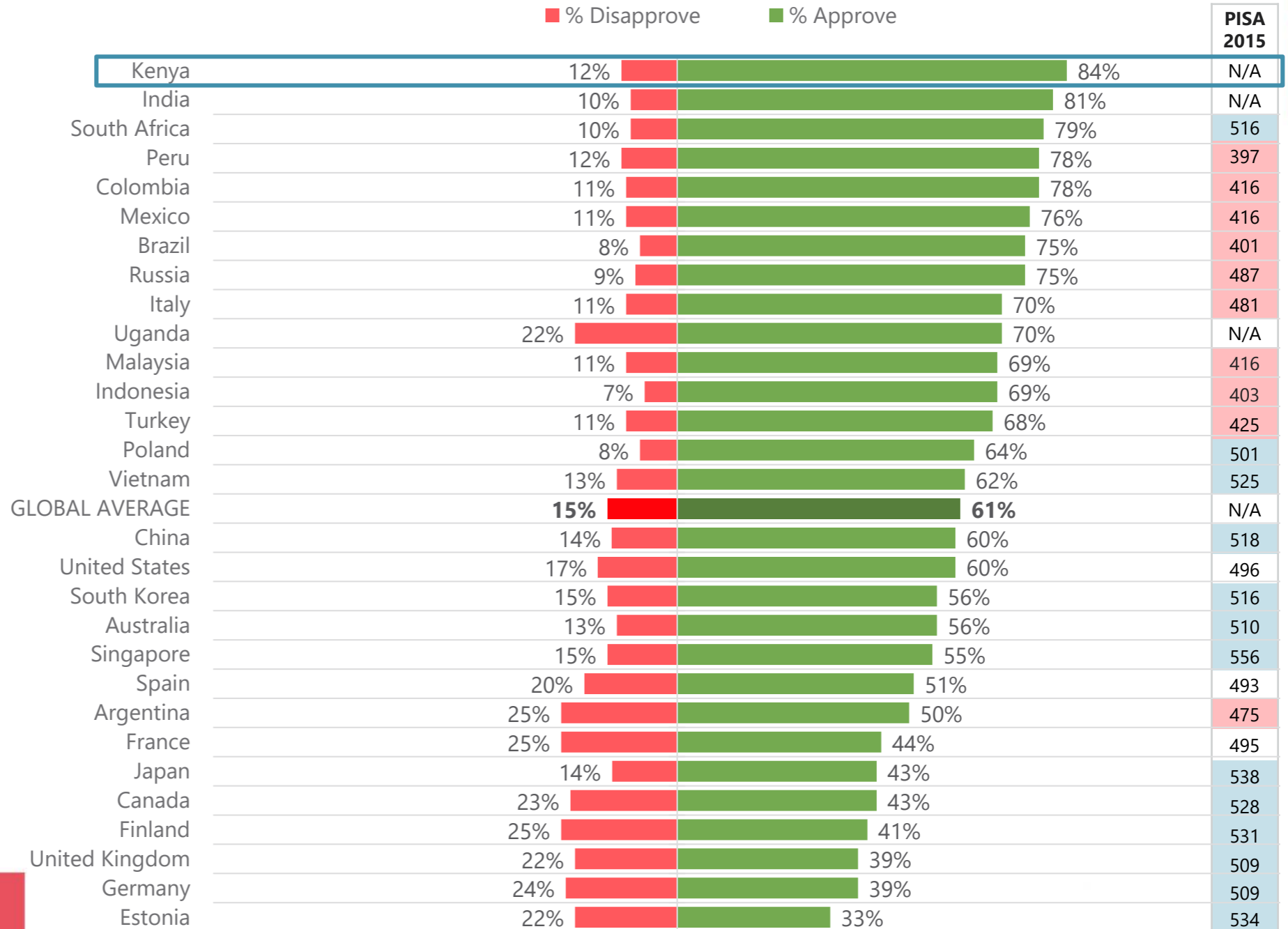
## GLOBAL PARENTS' SURVEY



In some countries, the government gives parents an education “voucher”, which they can use to “buy” education for their child at a school of their choice, regardless of whether the school is run by a private or public organisation. To what extent do you/would you approve or disapprove of this happening in your country?

Kenyans are the most enthusiastic of all the parents surveyed about education vouchers, with **84%** of parents supporting government provision.

## GLOBAL PARENTS' SURVEY



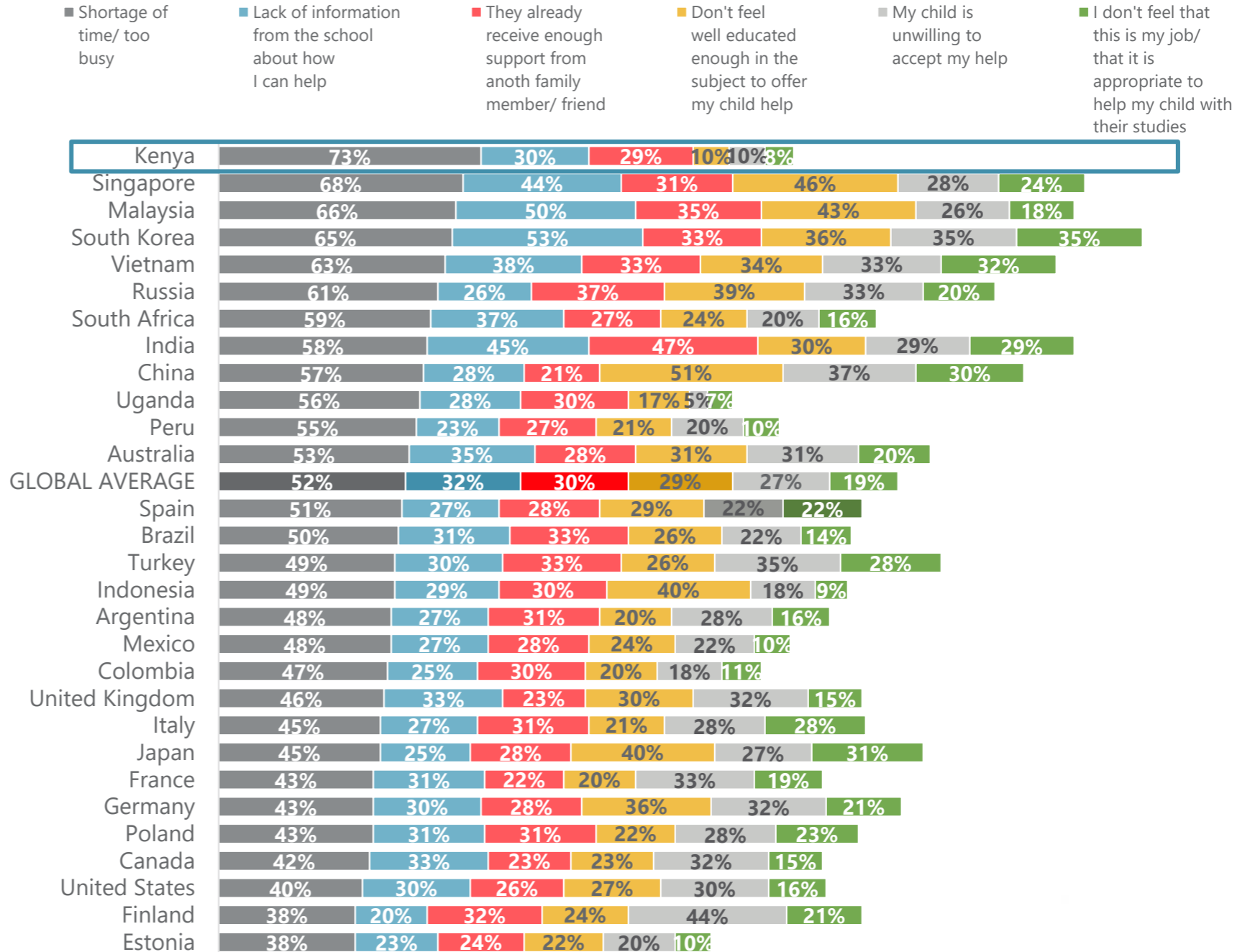
Base: All parents (27380). Research commissioned by the Varkey Foundation, conducted by Ipsos MORI between 8th December 2017 - 15th January 2018.

## Which of the following are the main barriers to you helping your child with their education?

The survey also revealed that **73%** of Kenyan parents say lack of time is among the top three barriers to helping their children with their education, higher than any other country surveyed.

## GLOBAL PARENTS' SURVEY

### Top 6 categories most often chosen as 1<sup>st</sup>, 2<sup>nd</sup> or 3<sup>rd</sup> choice globally



NB: 21% of parents from Indonesia and Finland gave an answer of 'none'

Base: All parents (27380). Research commissioned by the Varkey Foundation, conducted by Ipsos MORI between 8th December 2017 - 15th January 2018.

## On average, how much time, if any, do you personally spend helping your child academically with their education per week (e.g. help reading to them or helping with homework)?

Despite this, **27%** of Kenyan parents spends 7 or more hours a week helping their children with their education, above the global survey average of **25%**.

\*Mean science score in PISA 2015

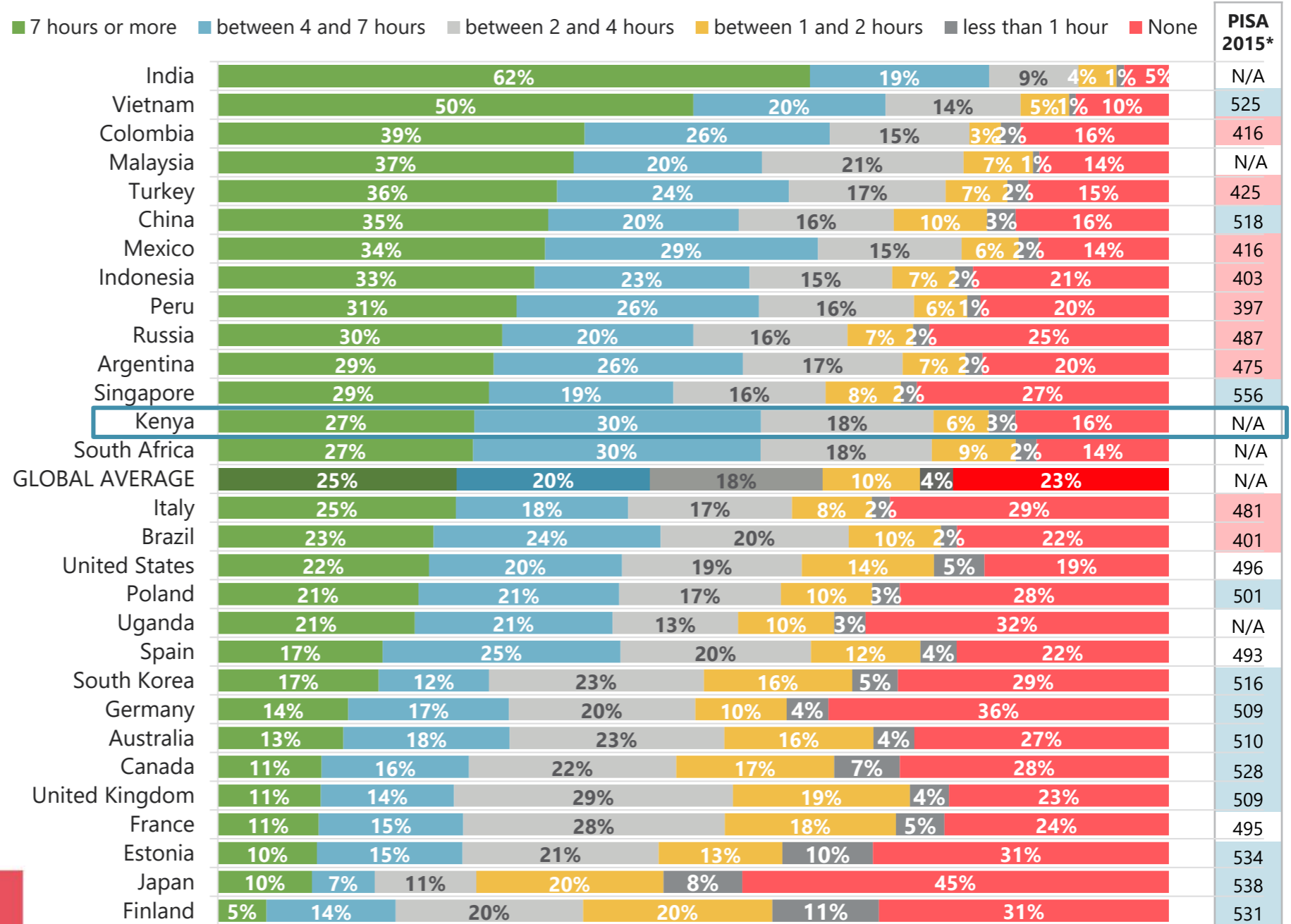
Countries/economies with a mean performance/share of top performers above the OECD average; countries/economies with a share of low achievers below the OECD average

Countries/economies with a mean performance/share of top performers/share of low achievers not significantly different from the OECD average

Countries/economies with a mean performance/share of top performers below the OECD average; countries/economies with a share of low achievers above the OECD average

## GLOBAL PARENTS' SURVEY

### Time spent helping academically with homework per week



Base: All parents (27380). Research commissioned by the Varkey Foundation, conducted by Ipsos MORI between 8th December 2017 - 15th January 2018.