

MALAYSIA FINDINGS 2018



GLOBAL

PARENTS' SURVEY

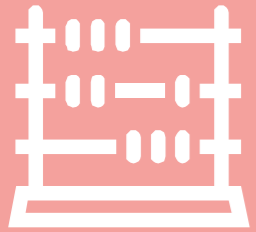


METHODOLOGY

On behalf of the Varkey Foundation, Ipsos MORI interviewed **27,380** parents across **29 countries** using an **online survey** via the Ipsos Online Panel system* between the 8th December 2017 and 15th January 2018. These countries were:

Argentina	Japan	United Kingdom
India	Spain	Finland
Singapore	China	Peru
Australia	Kenya**	United States
Indonesia	Turkey	France
South Africa	Colombia	Poland
Brazil	Malaysia	Vietnam
Italy	Uganda**	Germany
South Korea	Estonia**	Russia
Canada	Mexico	

- 1,000 parents took part in **Malaysia**. Results contain 1,000 interviews from all other countries except Estonia (500), Kenya (501) and Uganda (371).
- Data has been weighted by age, gender and region of child and corrected for gender of parent.
- As such, the survey is representative of parents of children aged 4-18 in education, based on these characteristics, with equal views from mothers and fathers.
- All countries contribute equally to the total global average. Data has not been adjusted for the relative size of population.
- The survey was conducted online. For countries where internet penetration is low (such as India, Uganda, Kenya, Peru and Indonesia), it is important to note that the data is representative of the urban online population, which tends to be better educated and financially better off.



If there were additional funds for their child's school, **nearly 6 out of 10 (58%)** Malaysian parents would like to see them spent on computers/technology, the highest of any country surveyed.

Global average 46%

Global rank 1st



Thirty-seven percent of Malaysian parents say they spend seven or more hours a week helping their children with their education, higher than any country surveyed apart from India (**62%**), Vietnam (**50%**), and Colombia (**39%**).

Global average 25%

Global rank 4th



Almost two-thirds (63%) of Malaysian parents are happy for private companies to run free to attend schools, sixth highest of any country surveyed.

Global average 46%

Global rank 6th





Almost three-quarters (74%) of Malaysian parents would approve of groups of teachers running free to attend schools, higher than in any other country surveyed apart from India (**82%**).

Global average 61%

Global rank 2nd



Fourteen percent of Malaysian parents feel that they are not sufficiently qualified to help their children with their education – more than in any other country surveyed apart from Singapore (**18%**), Japan (**17%**) and China (**24%**).

Global average 10%

Global rank 4th

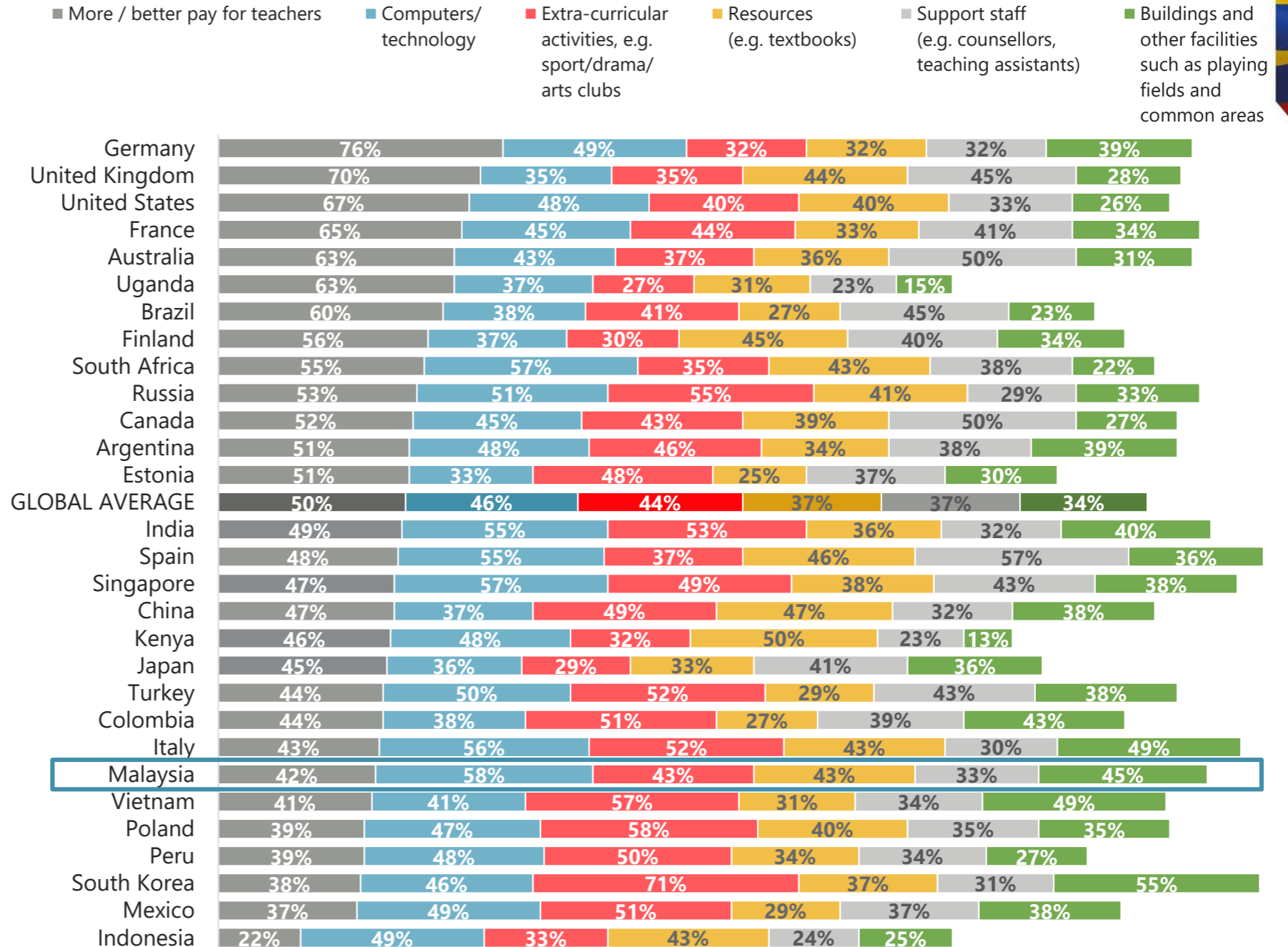
If there were additional funds for your child's school, which of the following would you like to see it spent on?

If there were additional funds for their child's school, **nearly 6 out of 10 (58%)** Malaysian parents would like to see them spent on computers/technology, the highest of any country surveyed.

By contrast **45%** would spend the funds on buildings and other facilities, **43%** on extracurricular activities, **43%** on resources, **42%** on more teachers or better pay for existing teachers, and **33%** on support staff.

GLOBAL PARENTS' SURVEY

Top 6 categories most often chosen as 1st, 2nd or 3rd choice globally



NB: 30% of parents from Indonesia gave an answer of 'don't know'

Base: All parents (27380). Research commissioned by the Varkey Foundation, conducted by Ipsos MORI between 8th December 2017 - 15th January 2018.

On average, how much time, if any, do you personally spend helping your child academically with their education per week (e.g. help reading to them or helping with homework)?

Thirty-seven percent of Malaysian parents say they spend seven or more hours a week helping their children with their education, higher than any country surveyed apart from India (62%), Vietnam (50%), and Colombia (39%).

*Mean science score in PISA 2015

Countries/economies with a mean performance/share of top performers above the OECD average; countries/economies with a share of low achievers below the OECD average

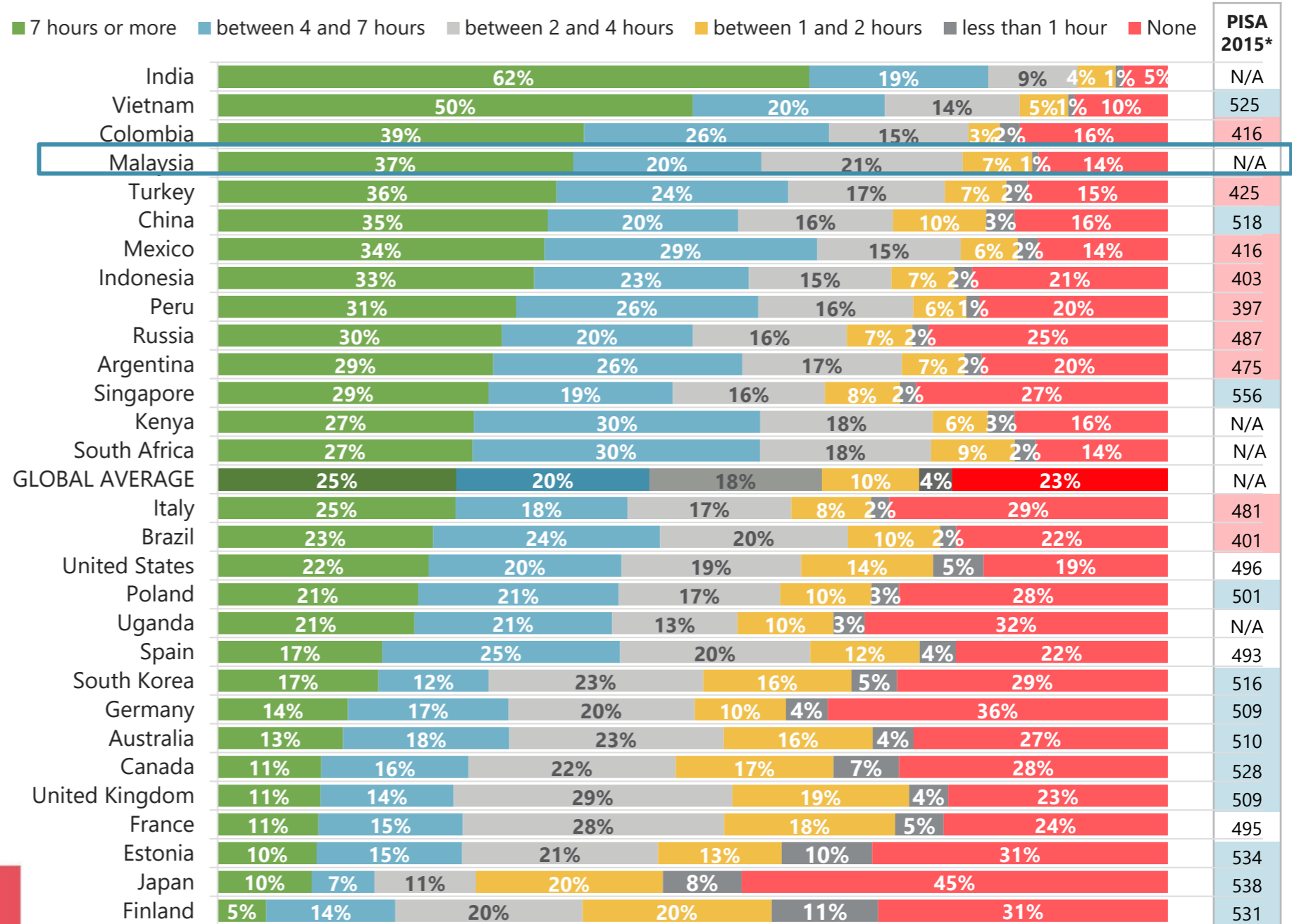
Countries/economies with a mean performance/share of top performers/share of low achievers not significantly different from the OECD average

Countries/economies with a mean performance/share of top performers below the OECD average; countries/economies with a share of low achievers above the OECD average

GLOBAL

PARENTS' SURVEY

Time spent helping academically with homework per week



Base: All parents (27380). Research commissioned by the Varkey Foundation, conducted by Ipsos MORI between 8th December 2017 - 15th January 2018.

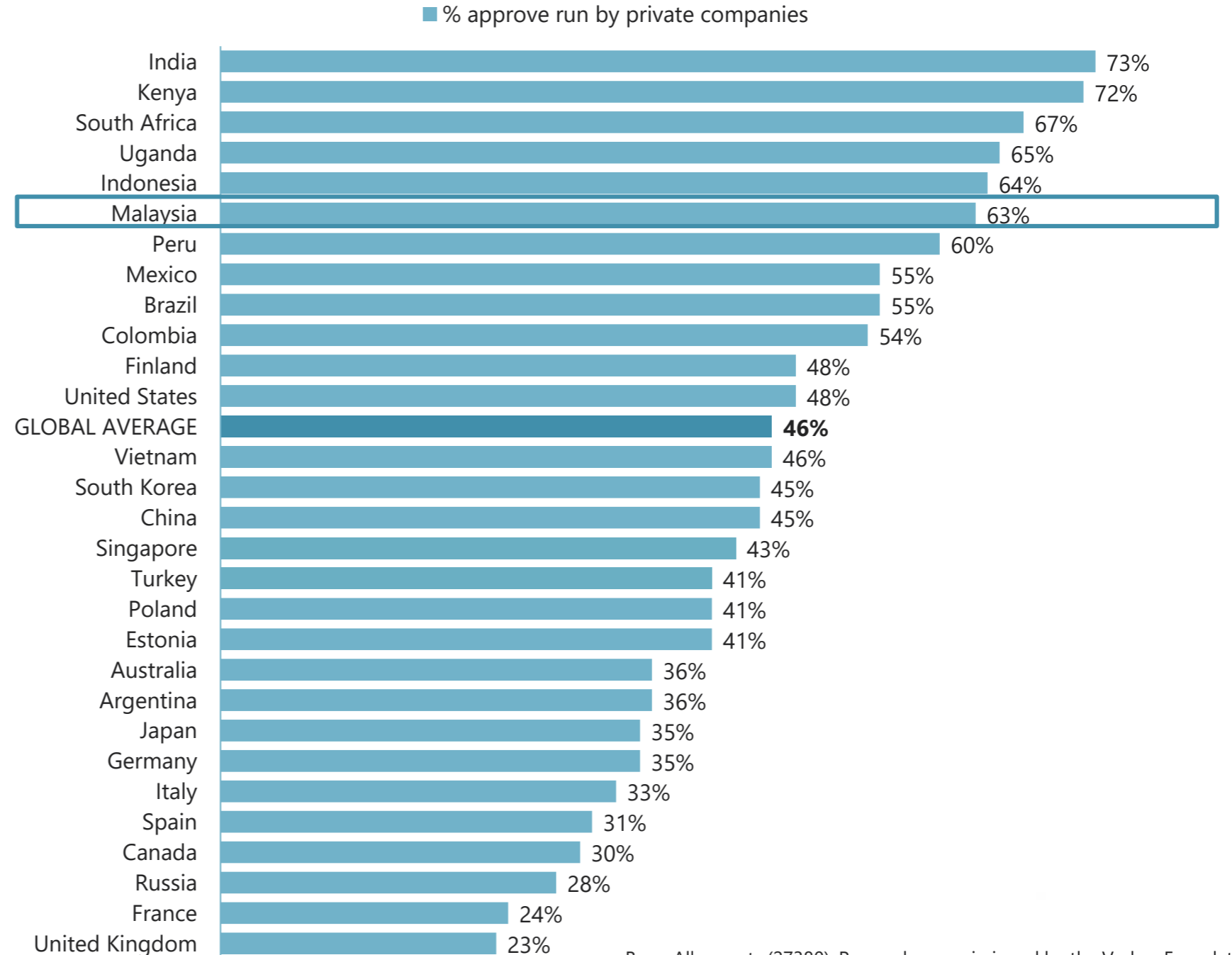
To what extent do you approve or disapprove of the following organisations running free to attend schools?

Private companies

Almost two-thirds (63%) of Malaysian parents are happy for private companies to run free to attend schools, sixth highest of any country surveyed - after India (73%), Kenya (72%), South Africa (67%), Uganda (65%) and Indonesia (64%). Malaysian parents were much happier for private companies to run free to attend schools than parents in European countries such as the UK (23%) and France (24%).

GLOBAL

PARENTS' SURVEY



Base: All parents (27380). Research commissioned by the Varkey Foundation, conducted by Ipsos MORI between 8th December 2017 - 15th January 2018.

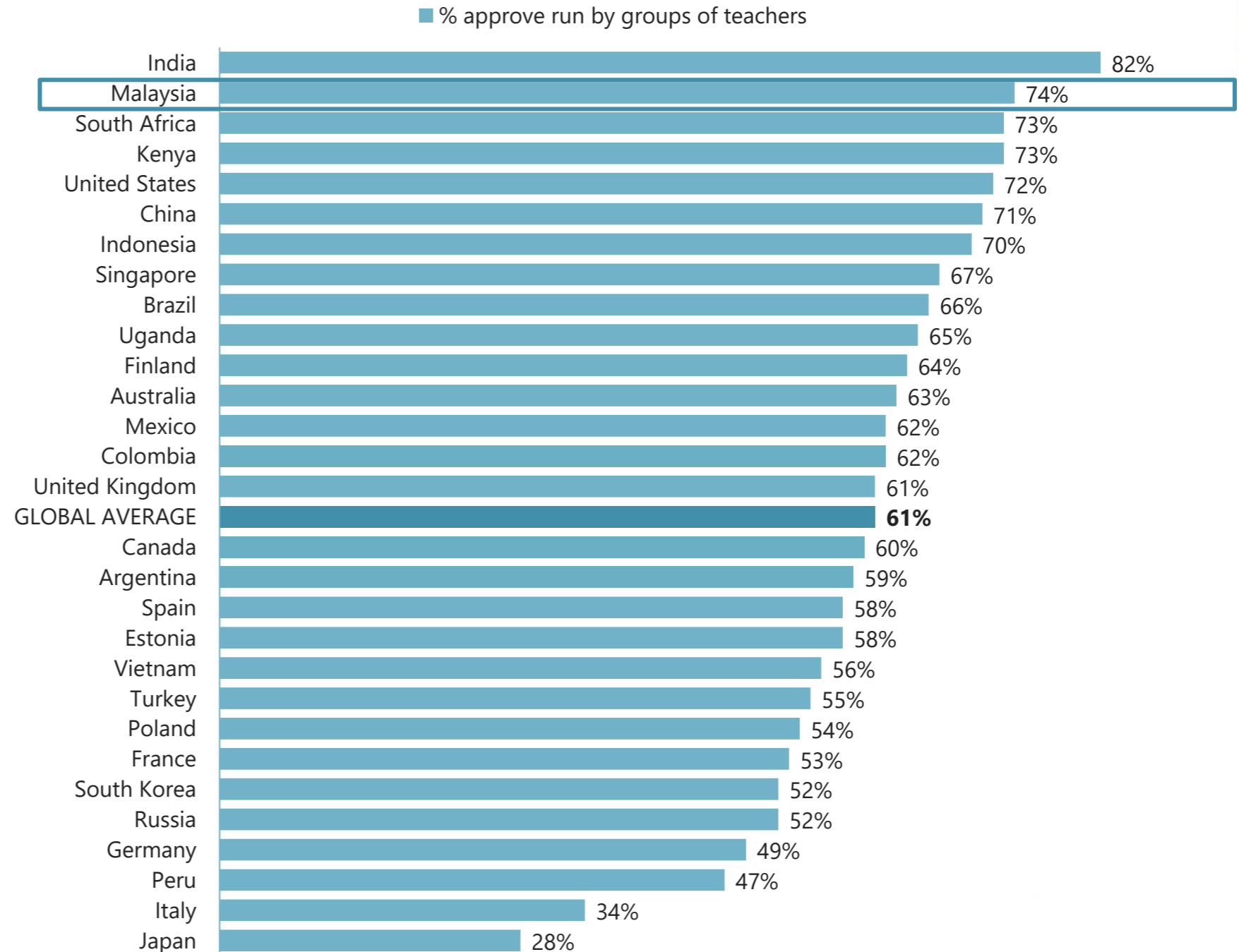
To what extent do you approve or disapprove of the following organisations running free to attend schools?

Groups of teachers

Almost three-quarters (74%) of Malaysian parents would approve of groups of teachers running free to attend schools, higher than in any other country surveyed apart from India (82%).

GLOBAL

PARENTS' SURVEY

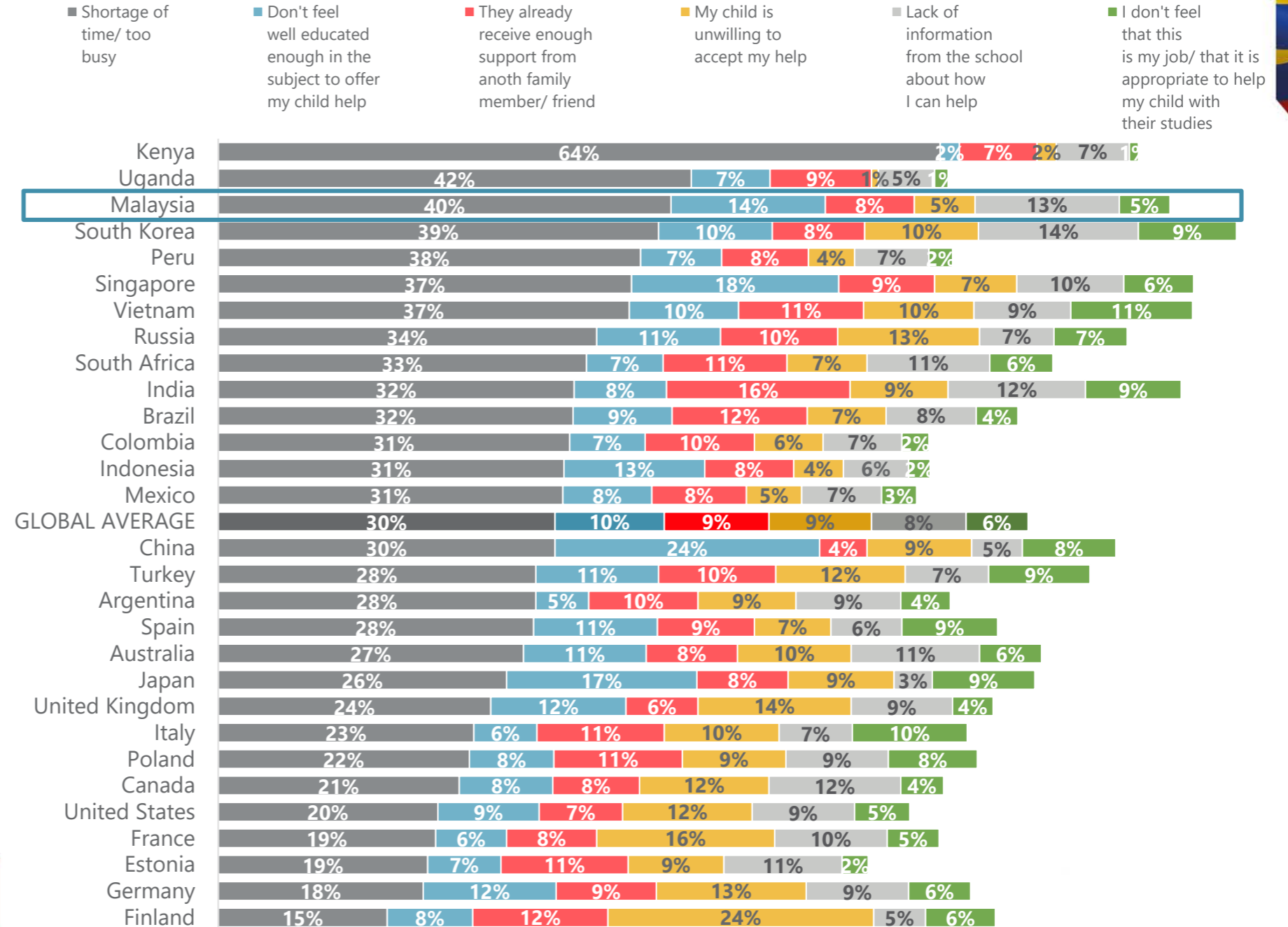


Which of the following are the main barriers to you helping your child with their education?

Fourteen percent of Malaysian parents feel that they are not sufficiently qualified to help their children with their education – more than in any other country surveyed apart from Singapore (18%), Japan (17%) and China (24%).

GLOBAL PARENTS' SURVEY

Top 6 categories most often chosen as 1st choice globally



NB: 21% of parents from Indonesia and Finland gave an answer of 'none'

Base: All parents (27380). Research commissioned by the Varkey Foundation, conducted by Ipsos MORI between 8th December 2017 - 15th January 2018.