

POLAND FINDINGS 2018



GLOBAL

PARENTS' SURVEY

METHODOLOGY

On behalf of the Varkey Foundation, Ipsos MORI interviewed **27,380** parents across **29 countries** using an **online survey** via the Ipsos Online Panel system* between the 8th December 2017 and 15th January 2018. These countries were:

Argentina	Japan	United Kingdom
India	Spain	Finland
Singapore	China	Peru
Australia	Kenya**	United States
Indonesia	Turkey	France
South Africa	Colombia	Poland
Brazil	Malaysia	Vietnam
Italy	Uganda**	Germany
South Korea	Estonia**	Russia
Canada	Mexico	

- 1,000 parents took part in **POLAND**. Results contain 1,000 interviews from all other countries except Estonia (500), Kenya (501) and Uganda (371).
- Data has been weighted by age, gender and region of child and corrected for gender of parent.
- As such, the survey is representative of parents of children aged 4-18 in education, based on these characteristics, with equal views from mothers and fathers.
- All countries contribute equally to the total global average. Data has not been adjusted for the relative size of population.
- The survey was conducted online. For countries where internet penetration is low (such as India, Uganda, Kenya, Peru and Indonesia), it is important to note that the data is representative of the urban online population, which tends to be better educated and financially better off.



A quarter (25%) of Polish parents list terrorism and conflict as among the top three anxieties about their child's future, the fourth highest of any country surveyed after Germany (**34%**), Turkey (**33%**) and France (**32%**).

Global average 16%

Global rank 4th



Far more Polish parents (**41%**) approve of private companies running free to attend schools than are opposed (**17%**). This is higher than all other European countries surveyed other than Finland (**48%**).

Global average 46%

Global rank 18th



More than a third (36%) of Polish parents say it's extremely important their child attends university, the highest of any country surveyed in Europe after Italy (**37%**).

Global average 40%

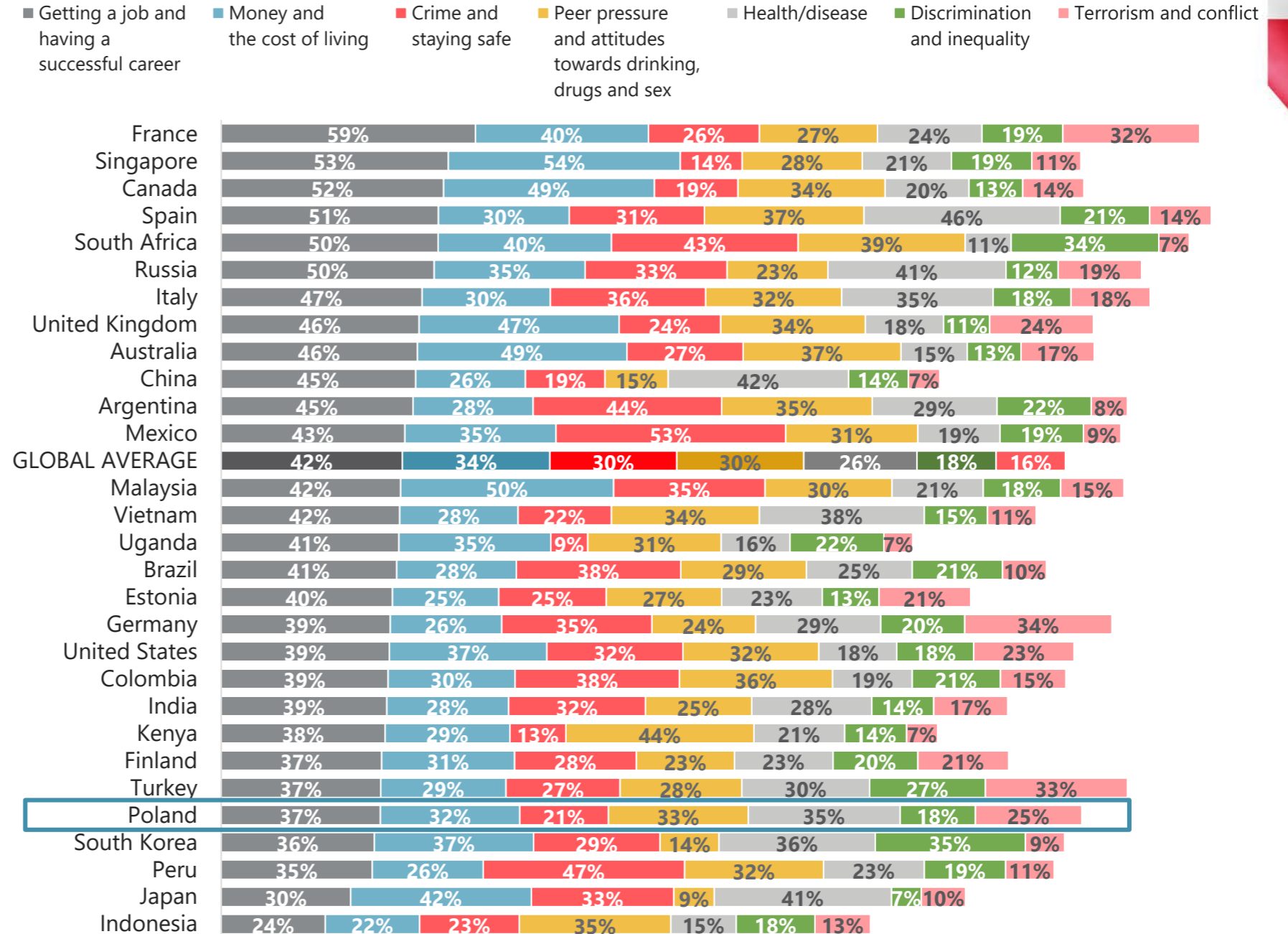
Global rank 16th

What, if any of the following, causes you the most anxiety about your child's future?

A quarter (25%) of Polish parents list terrorism and conflict as among the top three anxieties about their child's future, the fourth highest of any country surveyed after Germany (34%), Turkey (33%) and France (32%).

GLOBAL PARENTS' SURVEY

Top 7 categories most often chosen as 1st, 2nd or 3rd choice globally



NB: 30% of parents from Indonesia gave an answer of 'don't know'

Base: All parents (27380). Research commissioned by the Varkey Foundation, conducted by Ipsos MORI between 8th December 2017 - 15th January 2018.

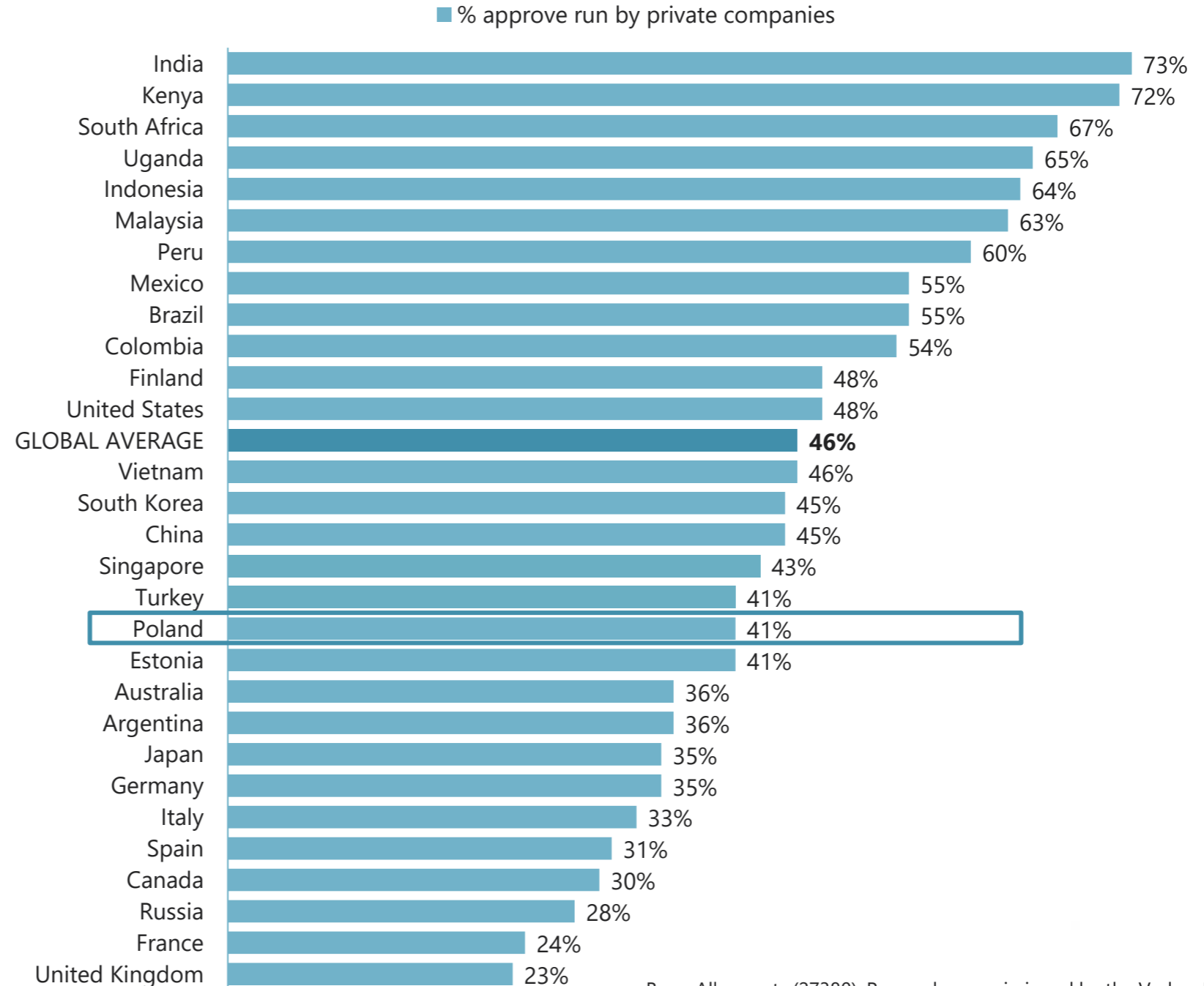
To what extent do you approve or disapprove of the following organisations running free to attend schools?

Private companies

Far more Polish parents (41%) approve of private companies running free to attend schools than are opposed (17%). This is higher than all other European countries surveyed other than Finland (48%).

GLOBAL

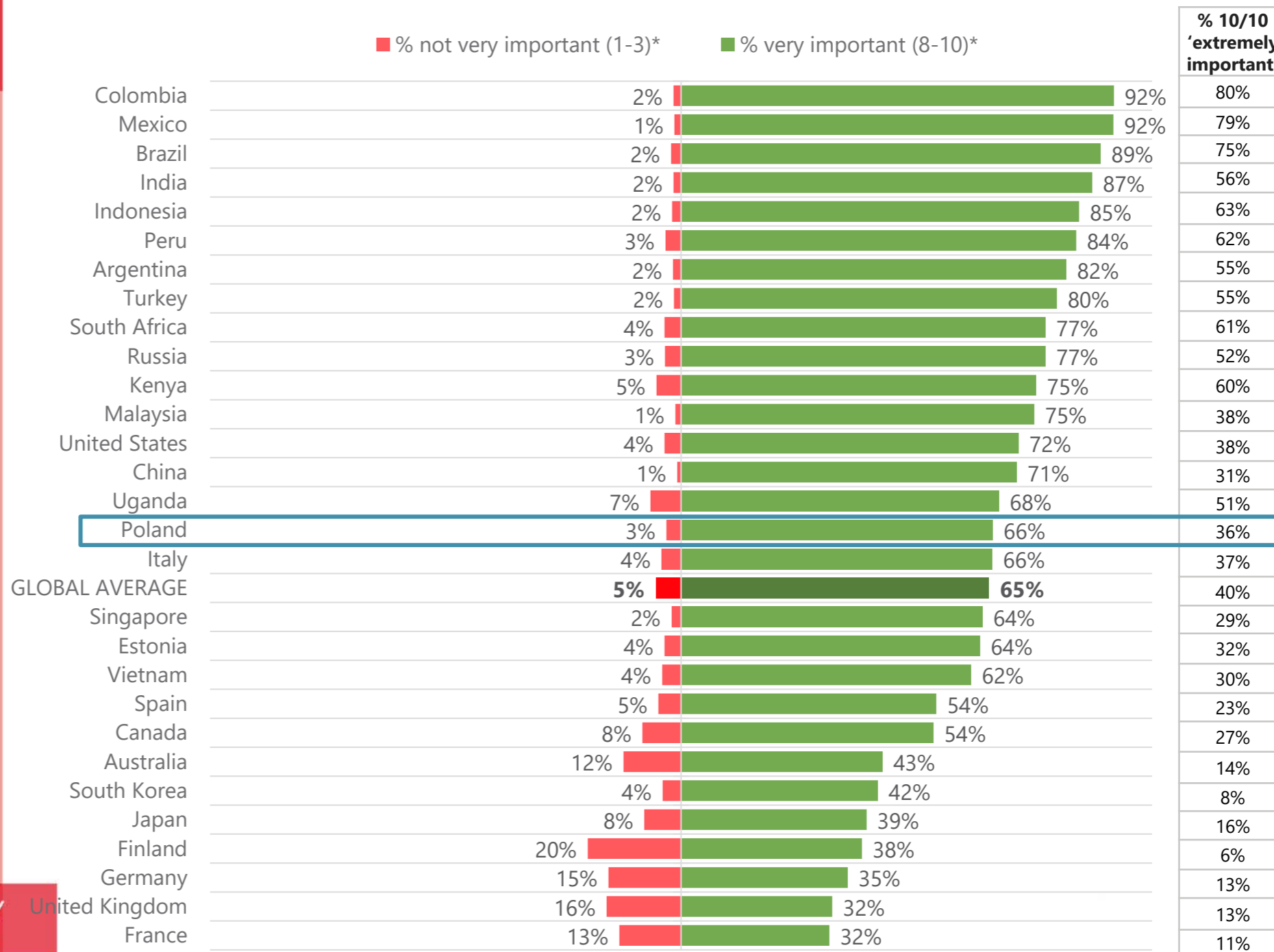
PARENTS' SURVEY



How important or not do you think it is that your child attends university in order to achieve the most in life?

More than a third (36%) of Polish parents say it's extremely important their child attends university, the highest of any country surveyed in Europe after Italy (37%).

GLOBAL PARENTS' SURVEY



*Scored on a scale of 1-10, where 10 is extremely important and 1 is not at all important.

Base: All parents (27380). Research commissioned by the Varkey Foundation, conducted by Ipsos MORI between 8th December 2017 - 15th January 2018.

How would you rate the quality of teaching at your child's current school?

Over three quarters (**76%**) of Polish parents rate the quality of teaching at their child's school as good or very good, slightly below the global average of **78%**, but only **51%** rate the quality of free to attend schools as good. This is broadly in line with Poland's PISA ranking of 22nd out of 70 countries.

Source: OECD PISA Science 2015

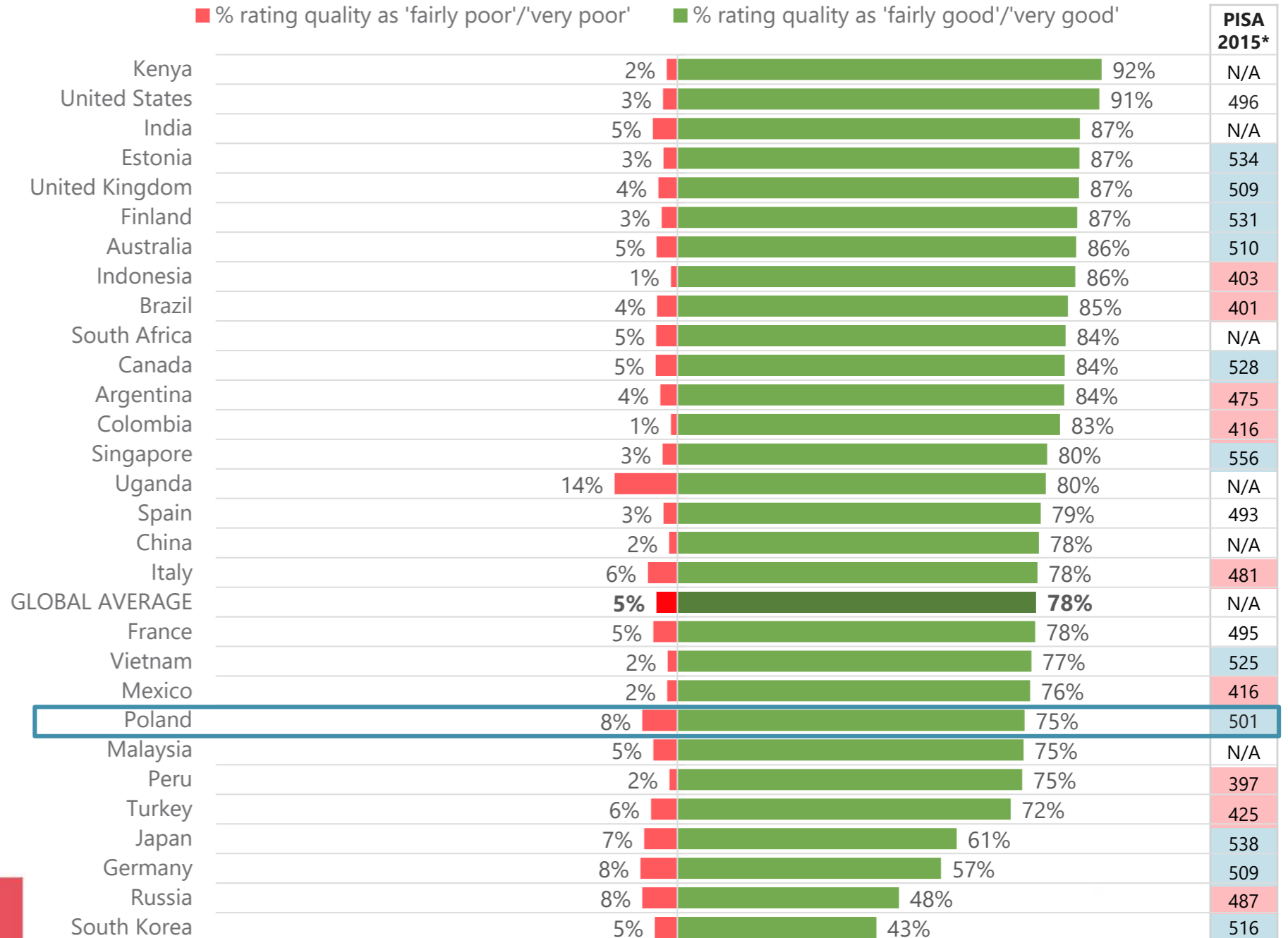
Countries/economies with a mean performance/share of top performers above the OECD average; countries/economies with a share of low achievers below the OECD average

Countries/economies with a mean performance/share of top performers/share of low achievers not significantly different from the OECD average

Countries/economies with a mean performance/share of top performers below the OECD average; countries/economies with a share of low achievers above the OECD average

GLOBAL

PARENTS' SURVEY

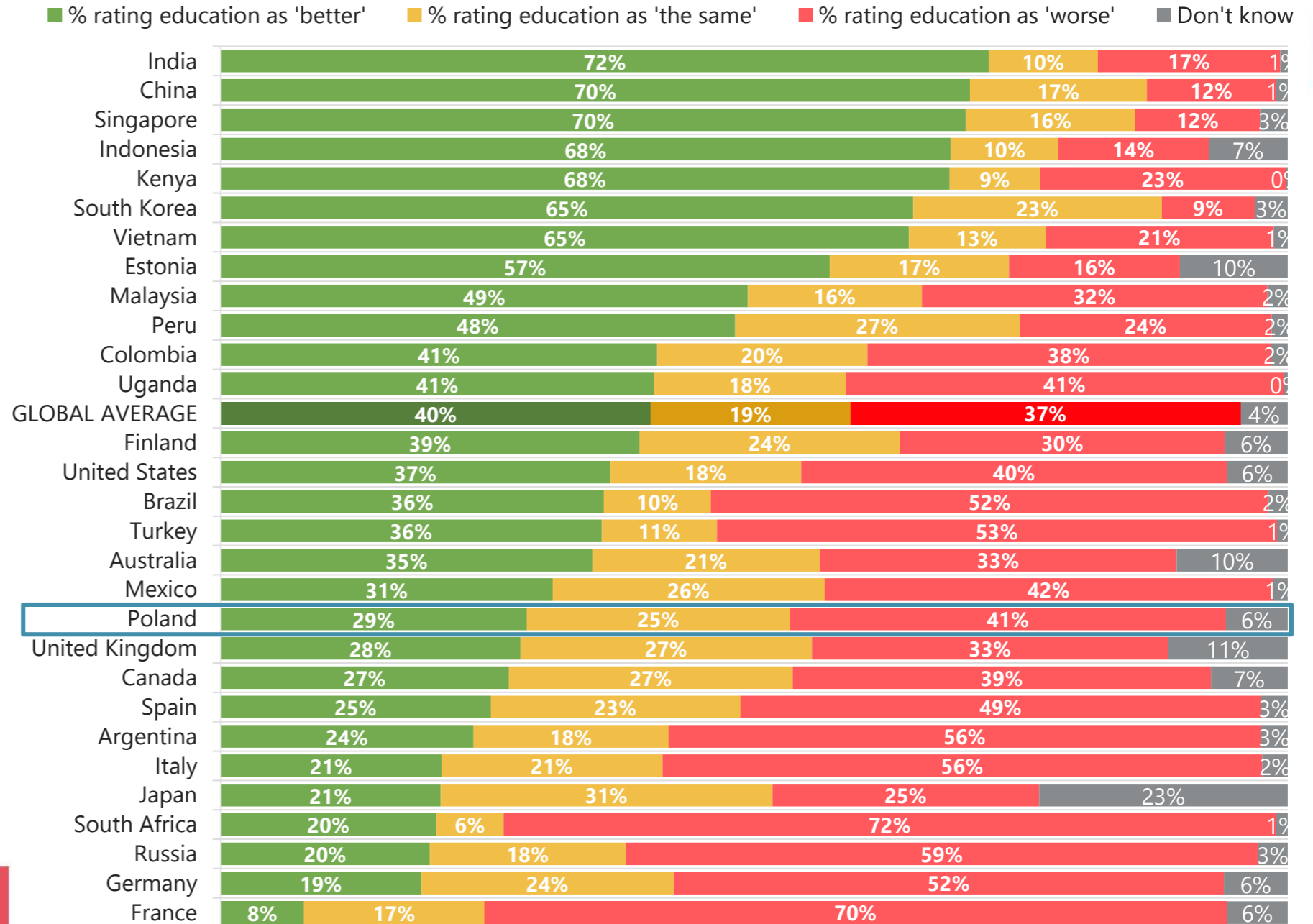


Base: All parents (27380). Research commissioned by the Varkey Foundation, conducted by Ipsos MORI between 8th December 2017 - 15th January 2018.

Do you think the standard of education in your country has become better or worse over the last 10 years?

Only **29%** of Polish parents think standards of education have got better in the last 10 years, below the survey average of **40%** but higher than all other European countries surveyed apart from Estonia (**57%**) and Finland (**39%**). **Forty-one percent** in Poland think it's got worse.

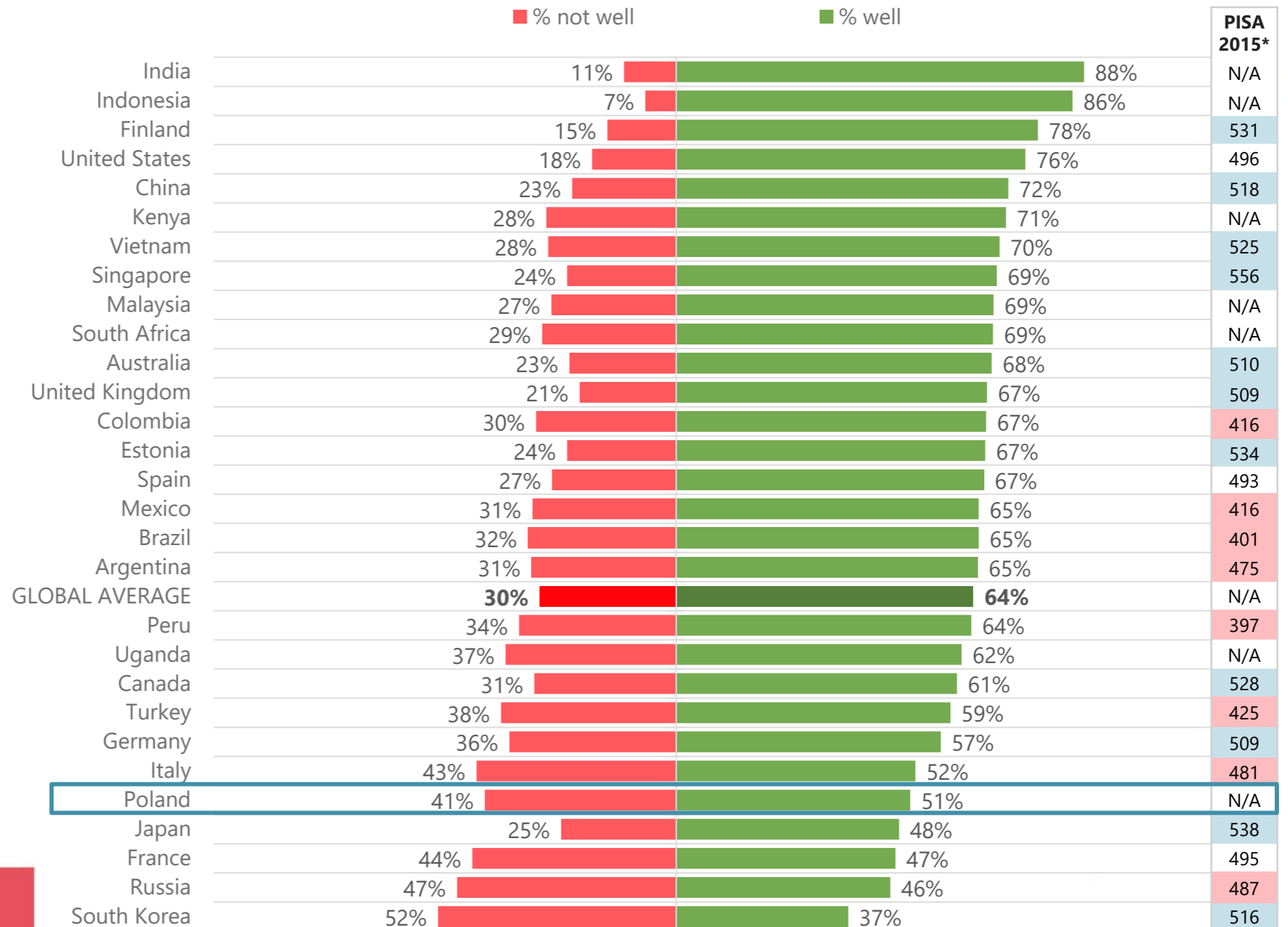
GLOBAL PARENTS' SURVEY



How well, if at all, do you think your child's school is preparing them for the future world of 2030 and beyond?

Only **half (51%)** of parents think their child's school is preparing them well for the world of 2030 and beyond, far lower than the global average of **64%**.

GLOBAL PARENTS' SURVEY



Base: All parents (27380). Research commissioned by the Varkey Foundation, conducted by Ipsos MORI between 8th December 2017 - 15th January 2018.