

RUSSIA FINDINGS 2018



GLOBAL

PARENTS' SURVEY

METHODOLOGY

On behalf of the Varkey Foundation, Ipsos MORI interviewed **27,380** parents across **29 countries** using an **online survey** via the Ipsos Online Panel system* between the 8th December 2017 and 15th January 2018. These countries were:

Argentina	Japan	United Kingdom
India	Spain	Finland
Singapore	China	Peru
Australia	Kenya**	United States
Indonesia	Turkey	France
South Africa	Colombia	Poland
Brazil	Malaysia	Vietnam
Italy	Uganda**	Germany
South Korea	Estonia**	Russia
Canada	Mexico	


- 1,000 parents took part in **RUSSIA**. Results contain 1,000 interviews from all other countries except Estonia (500), Kenya (501) and Uganda (371).
- Data has been weighted by age, gender and region of child and corrected for gender of parent.
- As such, the survey is representative of parents of children aged 4-18 in education, based on these characteristics, with equal views from mothers and fathers.
- All countries contribute equally to the total global average. Data has not been adjusted for the relative size of population.
- The survey was conducted online. For countries where internet penetration is low (such as India, Uganda, Kenya, Peru and Indonesia), it is important to note that the data is representative of the urban online population, which tends to be better educated and financially better off.



48% of Russian parents think the quality of teaching at their child's school is fairly or very good, significantly lower than any other country surveyed apart from South Korea (43%).

Global average 78%

Global rank 28th



Nevertheless, Russian parents care more about quality of teachers than in any other country polled - **69%** rank it as among their top three criteria when choosing schools.

Global average 45%

Global rank 1st



Almost half (**47%**) say their child's school is not preparing them well the world of 2030 and beyond, the second most pessimistic country surveyed after South Korea (52%).

Global average 30%

Global rank 28th

How would you rate the quality of teaching at your child's current school?

48% of Russian parents think the quality of teaching at their child's school is fairly or very good, significantly lower than any other country surveyed apart from South Korea (43%).

*Mean science score in PISA Science 2015

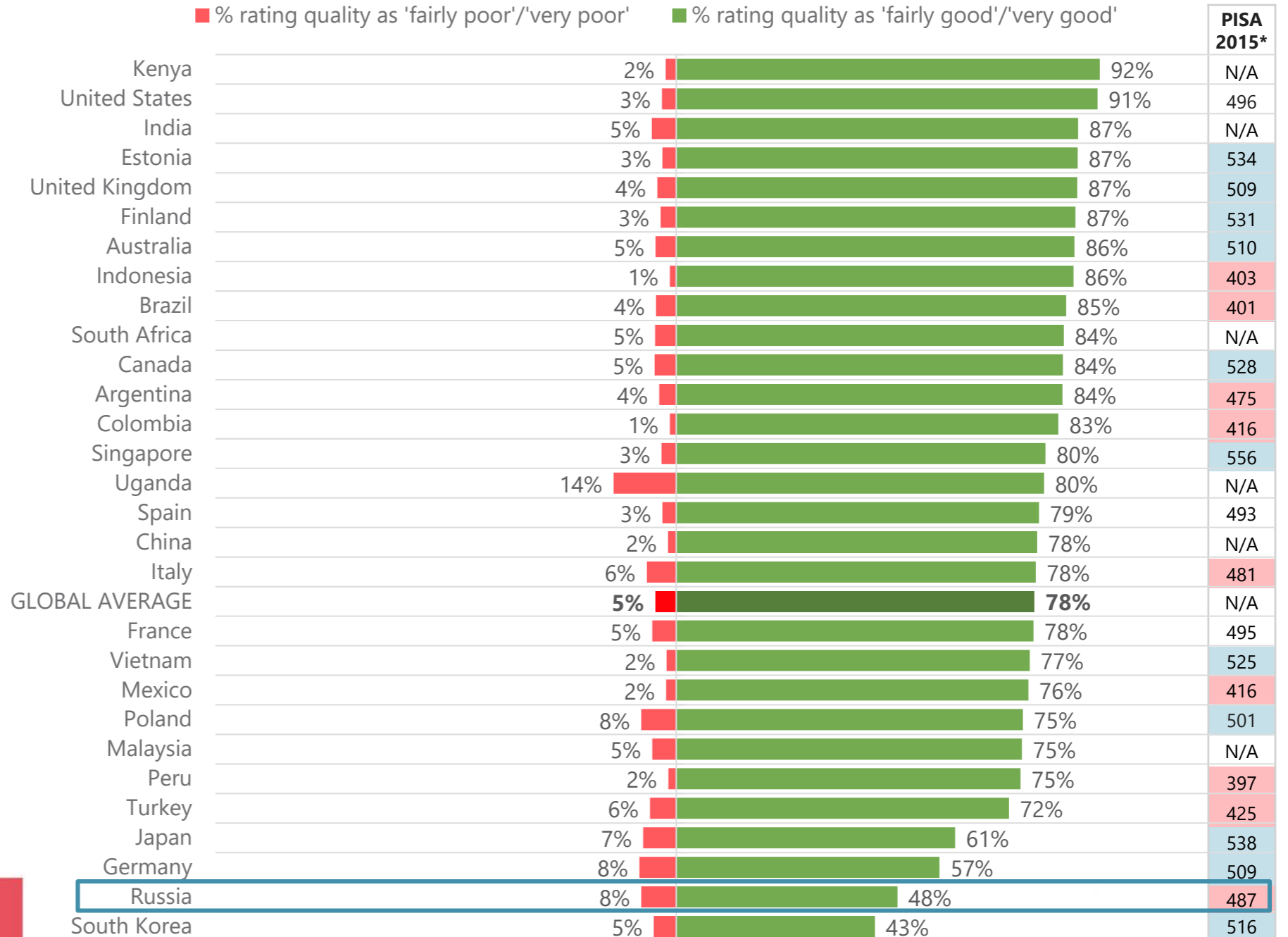
Countries/economies with a mean performance/share of top performers above the OECD average; countries/economies with a share of low achievers below the OECD average

Countries/economies with a mean performance/share of top performers/share of low achievers not significantly different from the OECD average

Countries/economies with a mean performance/share of top performers below the OECD average; countries/economies with a share of low achievers above the OECD average

GLOBAL

PARENTS' SURVEY

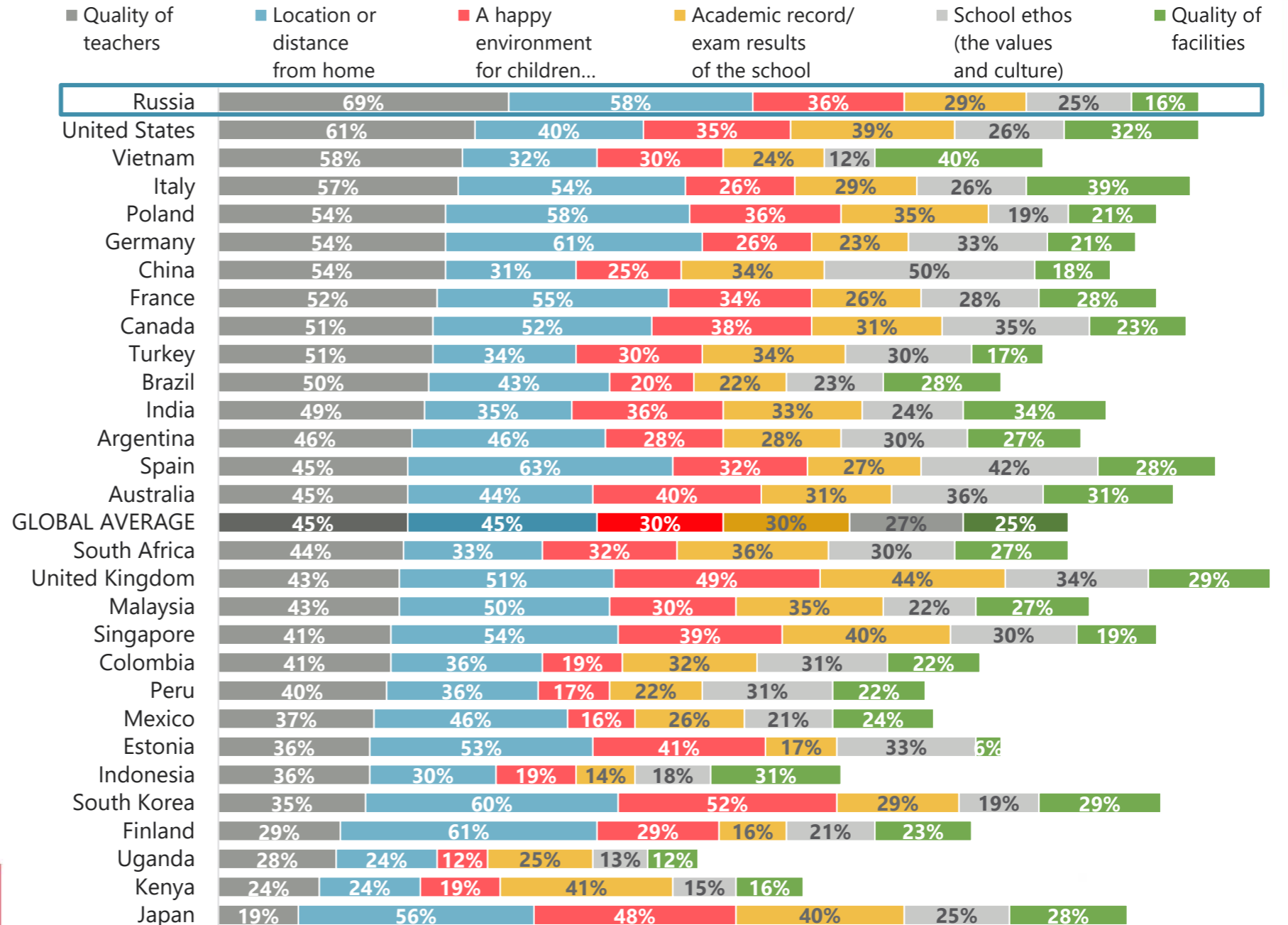


Which of the following, if any, were the most important factors when choosing your child's current school?

Nevertheless, Russian parents care more about quality of teachers than in any other country polled - **69%** rank it as among their top three criteria when choosing schools.

GLOBAL PARENTS' SURVEY

Top 6 categories most often chosen as 1st, 2nd or 3rd choice globally



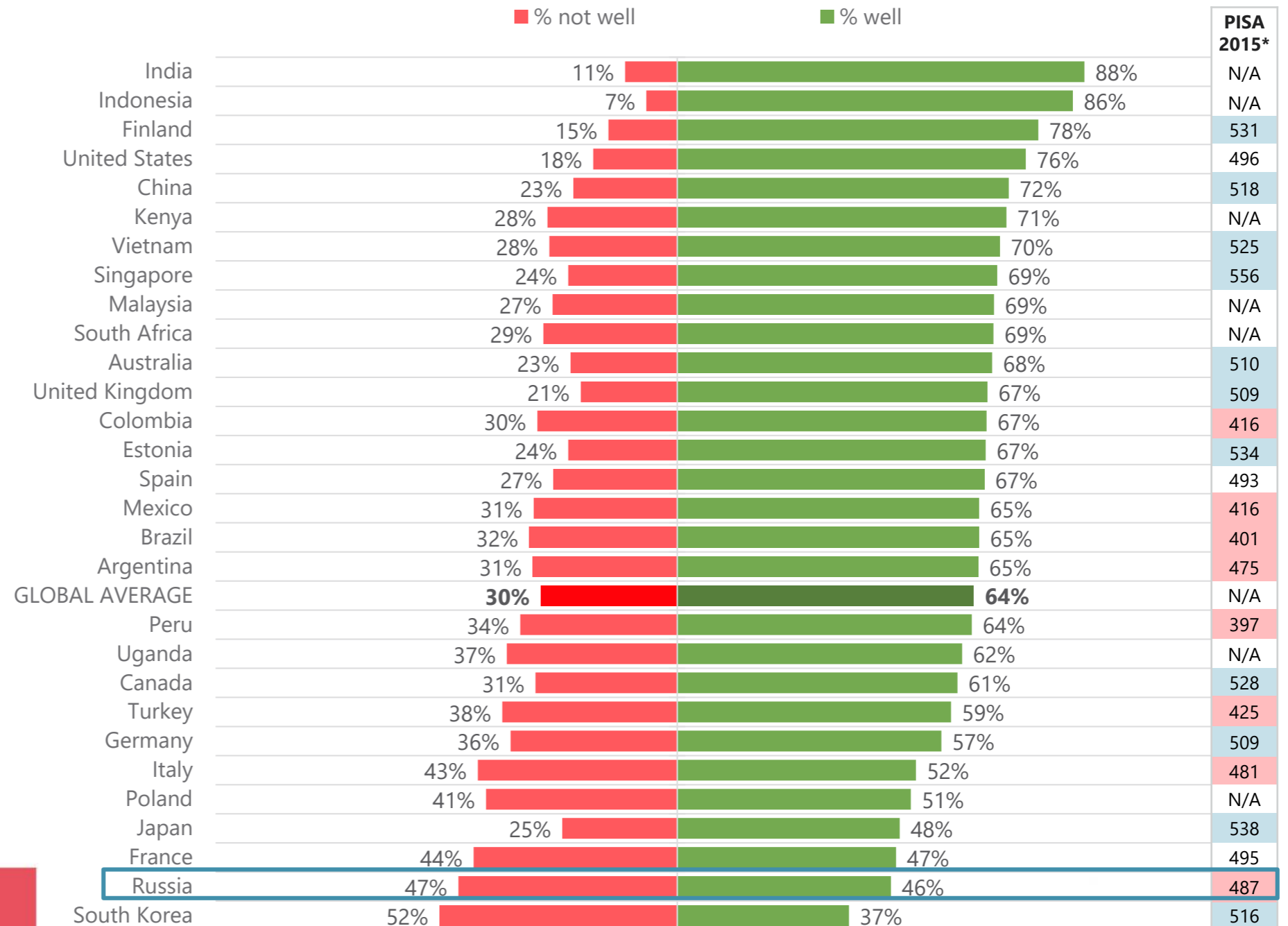
NB: 30% of parents from Uganda and from Indonesia gave an answer of 'don't know'

Base: All parents who had more than one school from which to choose (20072). Research commissioned by the Varkey Foundation, conducted by Ipsos MORI between 8th December 2017 - 15th January 2018.

How well, if at all, do you think your child's school is preparing them for the future world of 2030 and beyond?

Almost half (47%) say their child's school is not preparing them well the world of 2030 and beyond, the second most pessimistic country surveyed after South Korea (52%). By contrast, only 7% of parents in Indonesia thought their child's school was not preparing them well, the least pessimistic of any country surveyed.

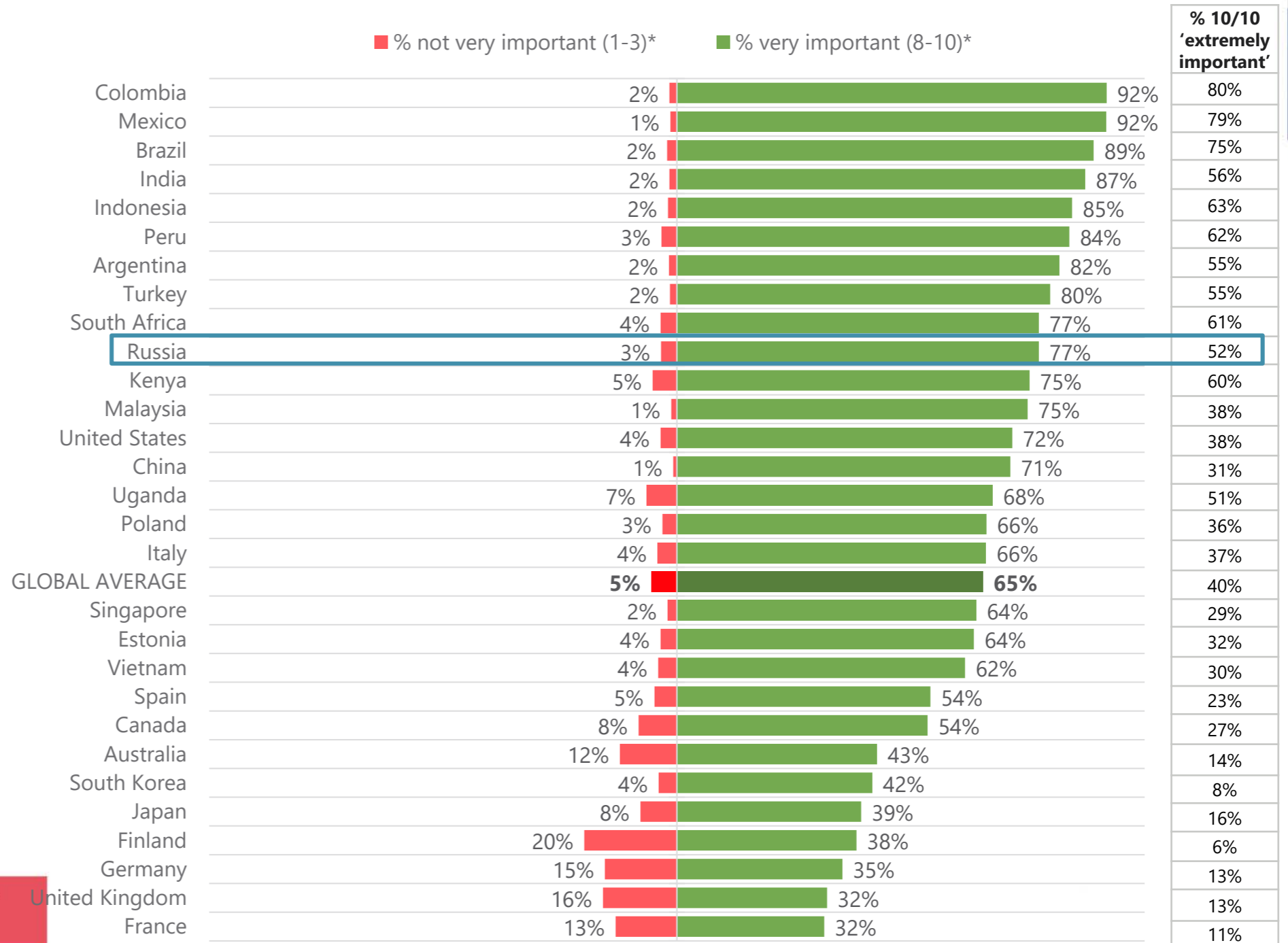
GLOBAL PARENTS' SURVEY



How important or not do you think it is that your child attends university in order to achieve the most in life?

Over half (52%) of Russian parents consider it extremely important for their child to attend university, considerably above the global average (40%).

GLOBAL PARENTS' SURVEY



*Scored on a scale of 1-10, where 10 is extremely important and 1 is not at all important.

Base: All parents (27380). Research commissioned by the Varkey Foundation, conducted by Ipsos MORI between 8th December 2017 - 15th January 2018.

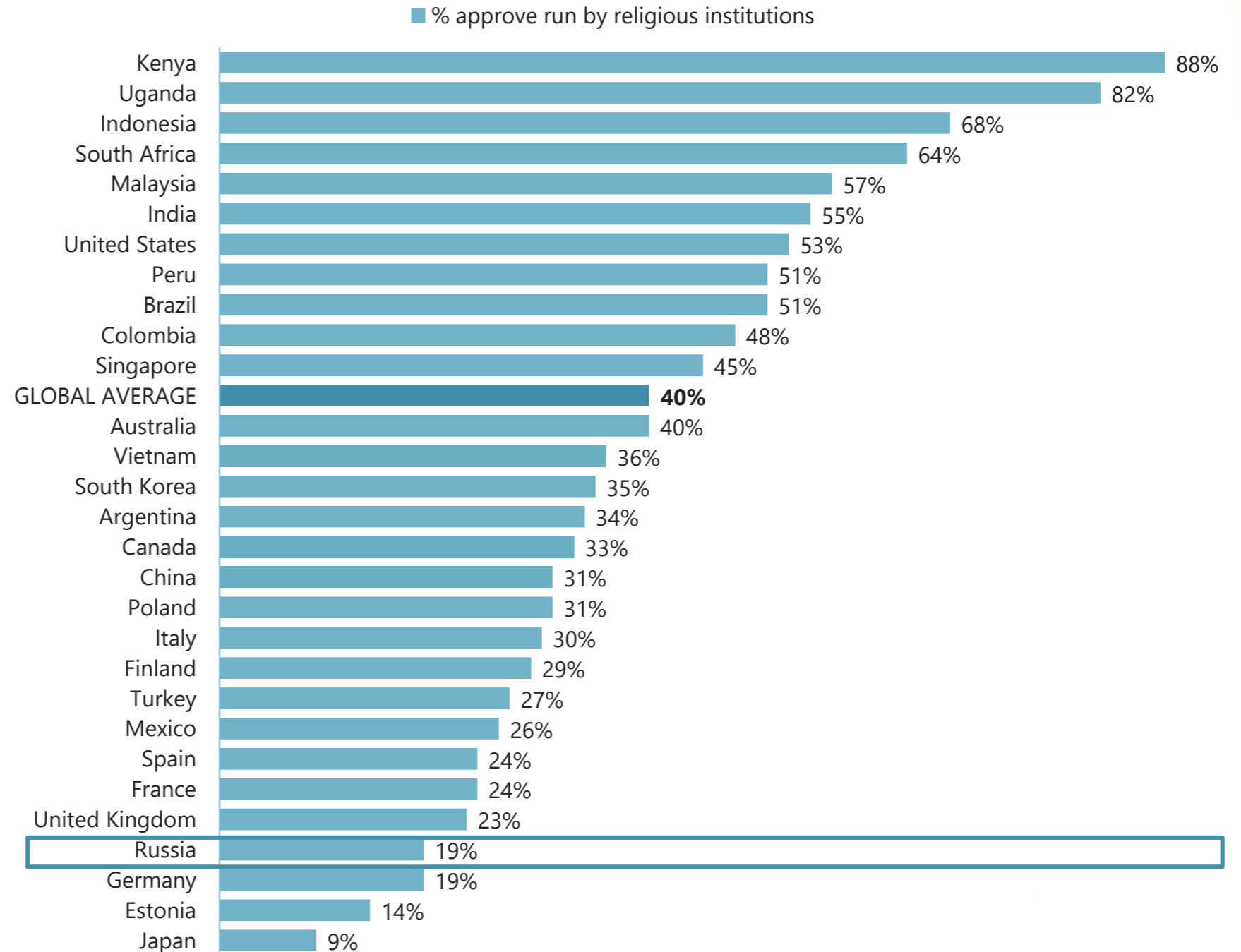
To what extent do you approve or disapprove of the following organisations running free to attend schools?

Religious institutions

Only **19%** of parents in Russia approve of religious organisations running free to attend schools, among the lowest of any country surveyed, but higher than Japan (9%) and Estonia (14%).

GLOBAL

PARENTS' SURVEY



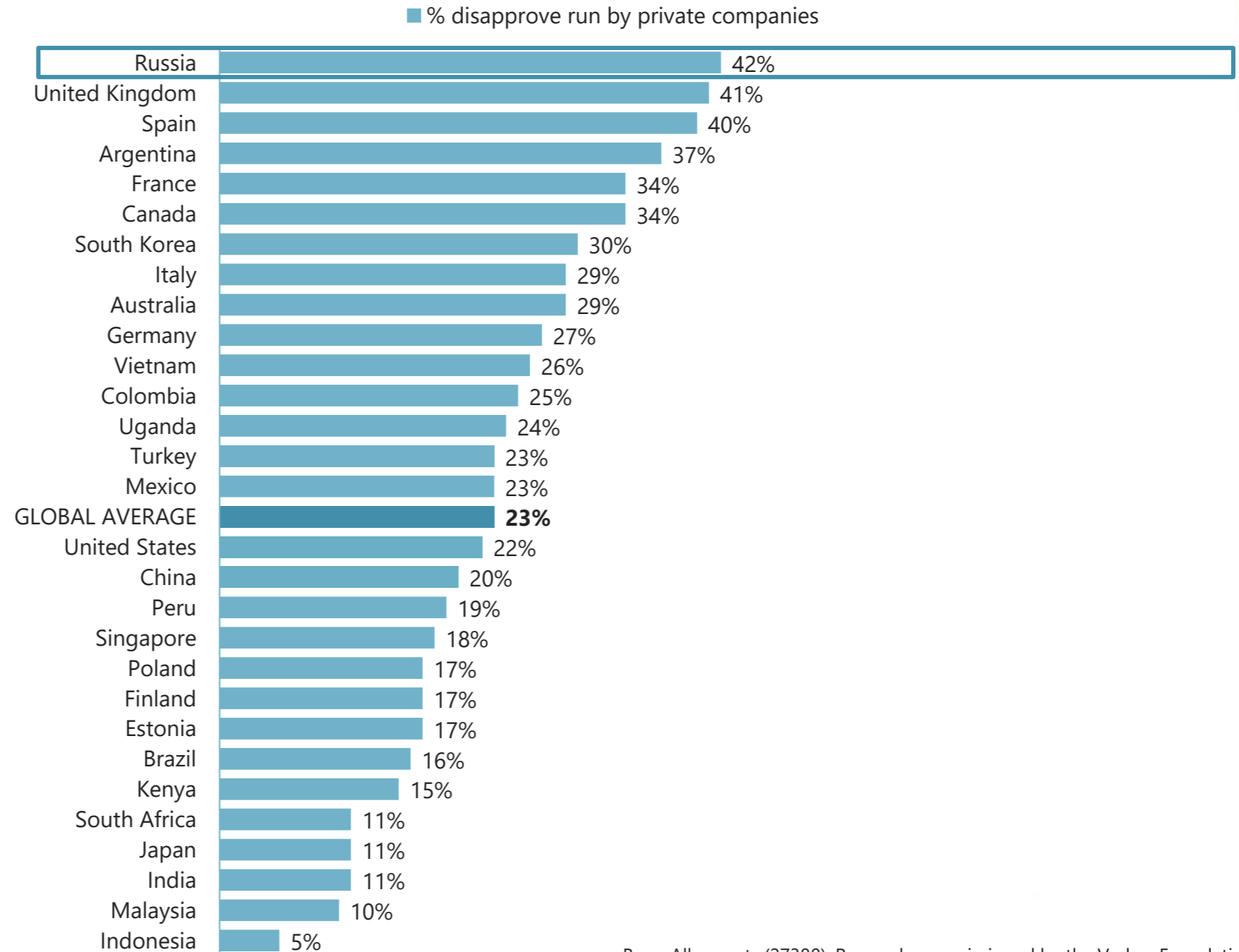
To what extent do you approve or disapprove of the following organisations running free to attend schools?

Private companies

Russian parents are the most distrustful of private companies running free to attend schools, with **42%** of parents opposed, higher than any other country surveyed.

GLOBAL

PARENTS' SURVEY

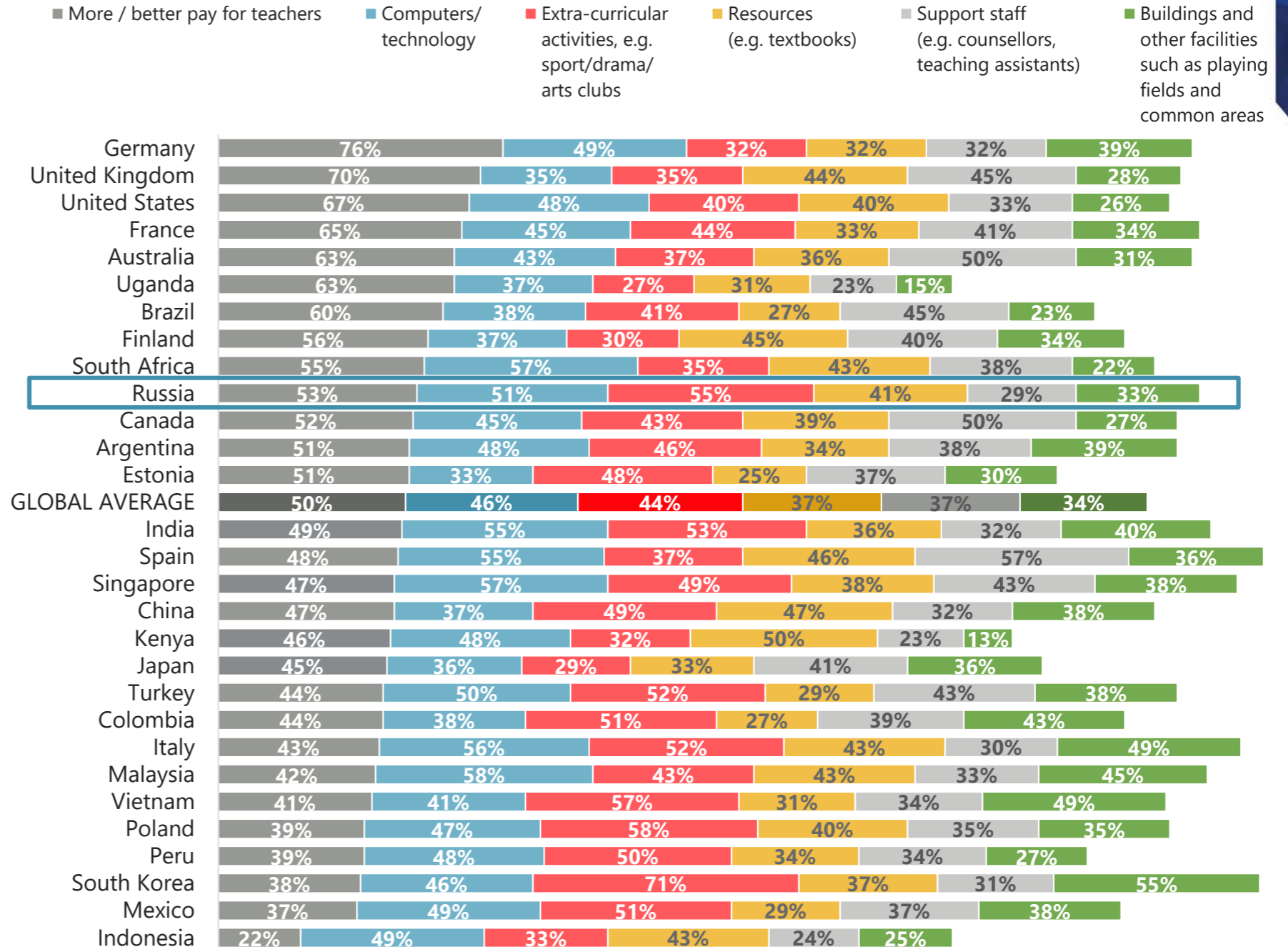


If there were additional funds for your child's school, which of the following would you like to see it spent on?

If there were additional funds for their child's school, most (55%) parents would like to see them spent on extra-curricular activities.

GLOBAL PARENTS' SURVEY

Top 6 categories most often chosen as 1st, 2nd or 3rd choice globally



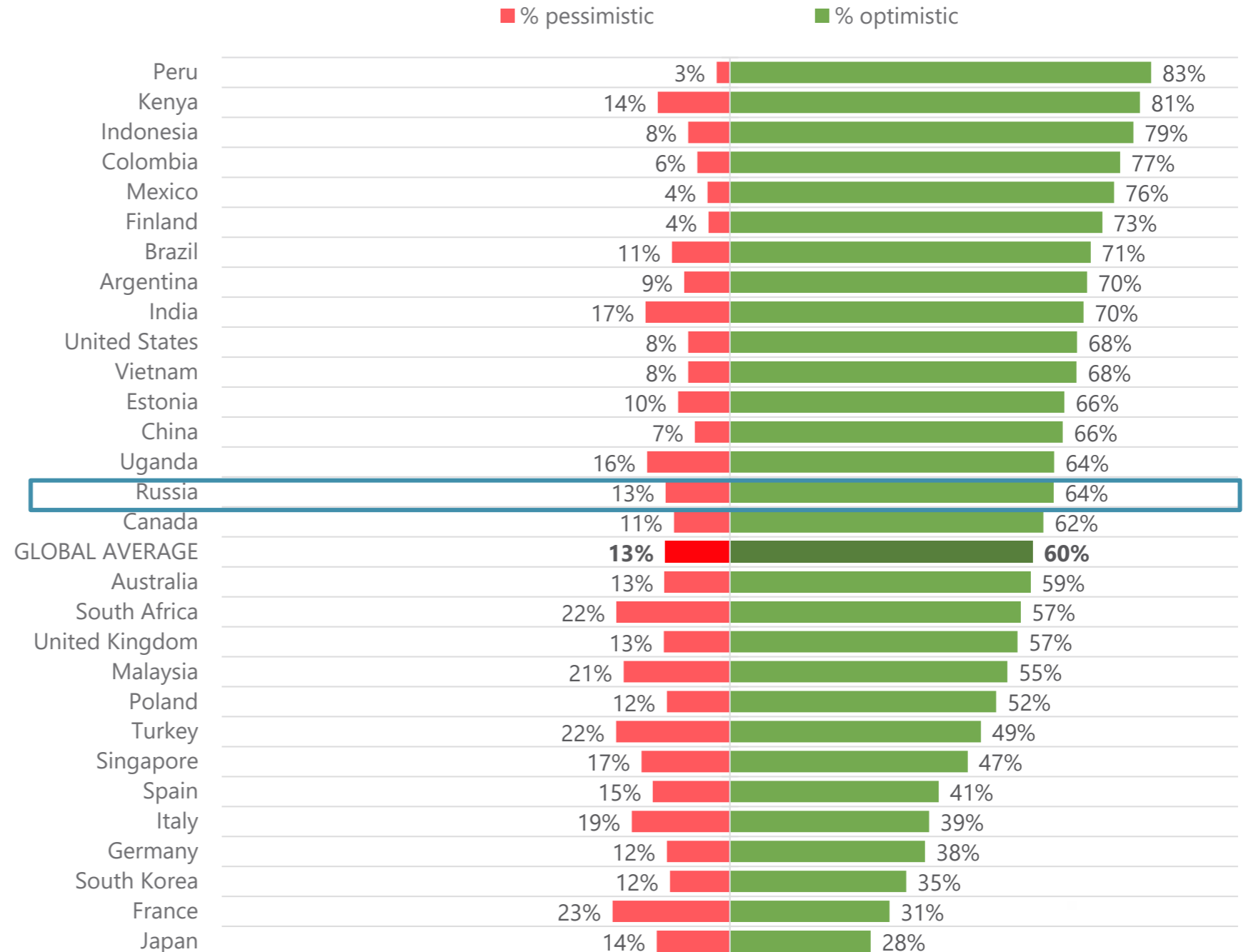
NB: 30% of parents from Indonesia gave an answer of 'don't know'

Base: All parents (27380). Research commissioned by the Varkey Foundation, conducted by Ipsos MORI between 8th December 2017 - 15th January 2018.

Taking everything into consideration, how optimistic or pessimistic are you about your child's future?

Almost two-thirds (64%) of Russian parents are optimistic about their child's future, above the global average of 60%.

GLOBAL PARENTS' SURVEY



Base: All parents (27380). Research commissioned by the Varkey Foundation, conducted by Ipsos MORI between 8th December 2017 - 15th January 2018.